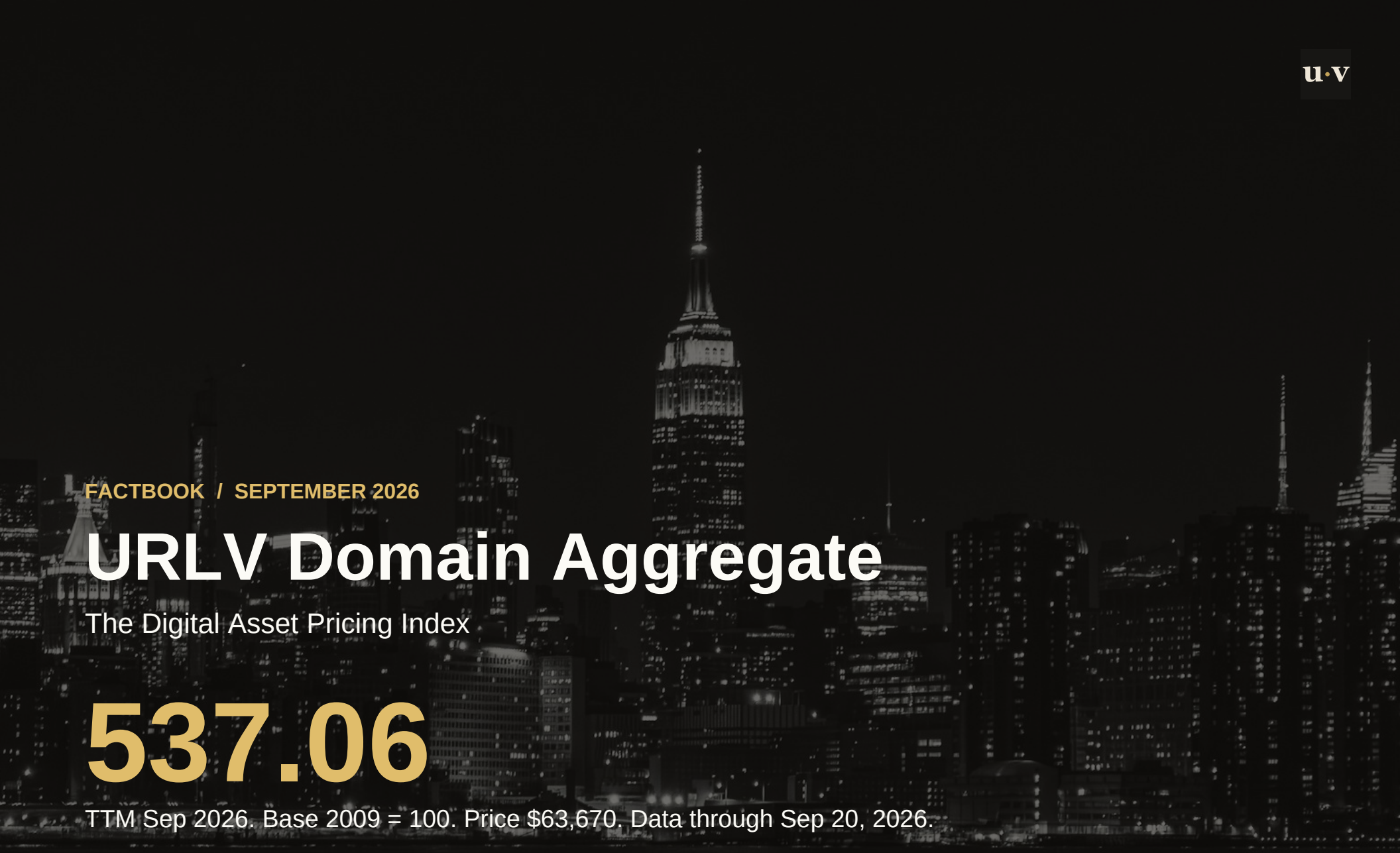

FACTBOOK / SEPTEMBER 2026

URLV Domain Aggregate

The Digital Asset Pricing Index

537.06

TTM Sep 2026. Base 2009 = 100. Price $63,670. Data through Sep 20, 2026.

Photo: Zoshua Colah on Unsplash

URLV Domain Aggregate Factbook, September 2026. CC BY 4.0. Stamp UVDA-2026-09-8524aa09b9.

Current Reading

Index Level (2009 = 100)	**537.06**
Price	**$63,670**
Adjusted Price (top 3 transactions removed)	**$23,940**
Qualifying Transactions	**1,212**
Transaction Volume	**$140,113,280**
Data Through	**Sep 20, 2026**

CITATION

URLV Domain Aggregate, TTM Sep 2026. url.ventures. https://domainaggregate.com/updates/2026-09. CC BY 4.0.

LICENSE

The index series and charts are licensed under CC BY 4.0. Redistribution is permitted with attribution. Each chart carries a watermark and a metadata stamp. Photography is under the Unsplash License, credited by name, and excluded from CC BY.

METHODOLOGY NOTE

Readings after April 2026 are compiled from DNJournal published reports and chain-linked to the April 2026 reading. Transactions and volume on those rows are not comparable with prior rows. Not investment advice.

Annual Series

Period	Level	Adj. level	Price	Adj. price	Txns	Volume	Top 3	1Y	5Y
2009	100.00	100.00	$11,854	$10,303	2,640	$31,294,691	13.1%		
2010	119.55	101.82	$14,171	$10,490	5,493	$77,844,583	26.0%	+19.6%	
2011	77.71	82.53	$9,211	$8,503	6,066	$55,879,058	7.7%	-35.0%	
2012	74.91	79.03	$8,879	$8,142	6,007	$53,339,644	8.3%	-3.6%	
2013	86.24	84.40	$10,223	$8,696	6,008	$61,421,933	14.9%	+15.1%	
2014	138.56	130.69	$16,424	$13,465	4,543	$74,616,238	18.0%	+60.7%	+38.6%
2015	145.15	137.20	$17,206	$14,136	3,533	$60,791,037	17.8%	+4.8%	+21.4%
2016	151.54	152.16	$17,964	$15,677	3,144	$56,480,632	12.7%	+4.4%	+95.0%
2017	165.53	162.37	$19,622	$16,729	2,365	$46,406,247	14.7%	+9.2%	+121.0%
2018	180.53	185.32	$21,400	$19,094	2,436	$52,132,805	10.8%	+9.1%	+109.3%
2019	294.21	191.54	$34,876	$19,734	2,294	$80,005,779	43.4%	+63.0%	+112.3%
2020	149.61	159.00	$17,735	$16,382	1,960	$34,760,718	7.6%	-49.1%	+3.1%
2021	373.64	386.18	$44,291	$39,788	2,104	$93,189,935	10.2%	+149.7%	+146.6%
2022	342.36	248.93	$40,584	$25,647	1,923	$78,043,931	36.8%	-8.4%	+106.8%
2023	199.28	190.75	$23,623	$19,653	1,572	$37,135,868	16.8%	-41.8%	+10.4%
2024	370.69	277.10	$43,941	$28,550	1,580	$69,427,579	35.0%	+86.0%	+26.0%
2025	233.53	216.07	$27,683	$22,262	3,045	$84,296,909	19.6%	-37.0%	+56.1%
TTM Sep 2026	537.06	232.36	$63,670	$23,940	1,212	$140,113,280	62.4%	+130.0%	+43.7%



CHARTS

Index

12 charts

Photo: Zoshua Colah on Unsplash

URLV DOMAIN AGGREGATE

Index Level, 2009 to TTM Sep 2026

Base 2009 = 100.

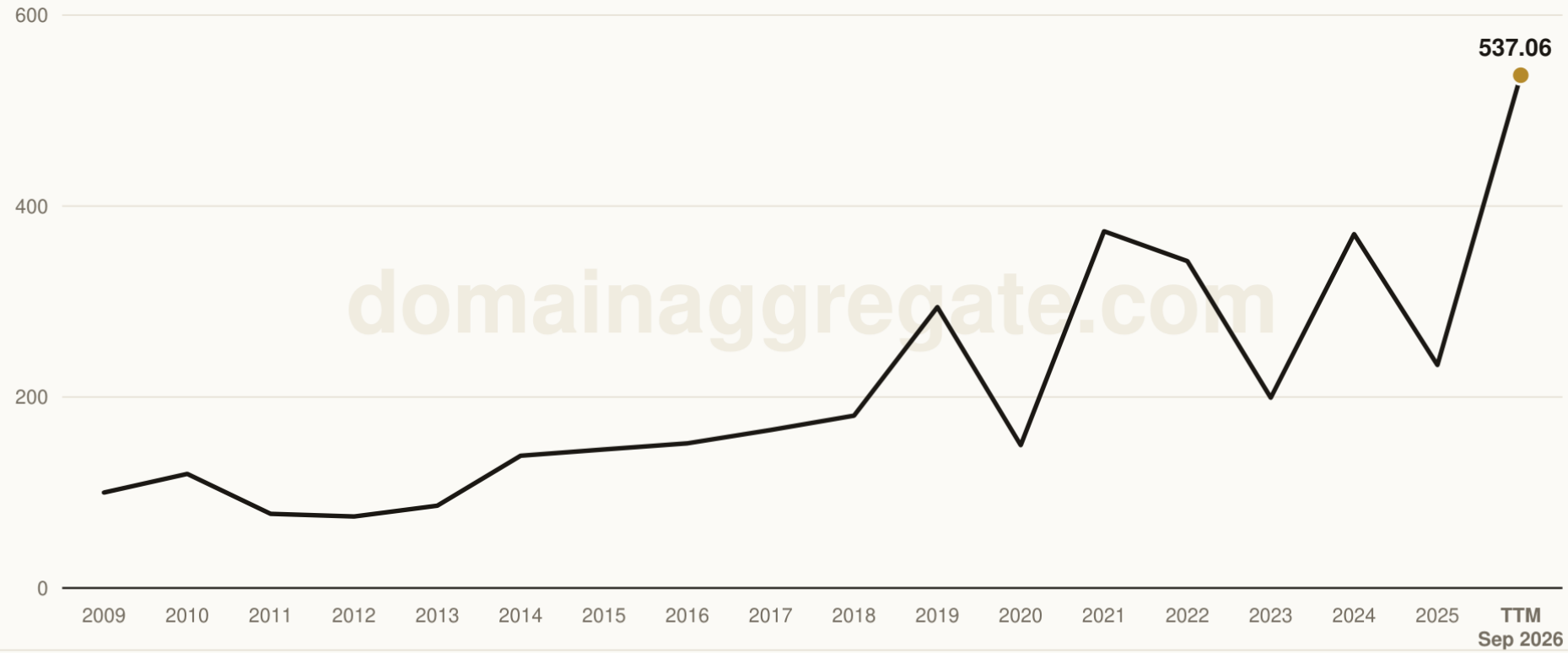

domainaggregate.com

Source: URLV Domain Aggregate, url.ventures. CC BY 4.0. Data through Sep 20, 2026.

TTM Sep 2026 is chain-linked to the April 2026 reading.

domainaggregate.com

Stamp UVDA-2026-09-82d4ce36

https://domainaggregate.com/chart/level/2009-2026/line

URLV DOMAIN AGGREGATE

Index Level, 2009 to TTM Sep 2026

Base 2009 = 100.

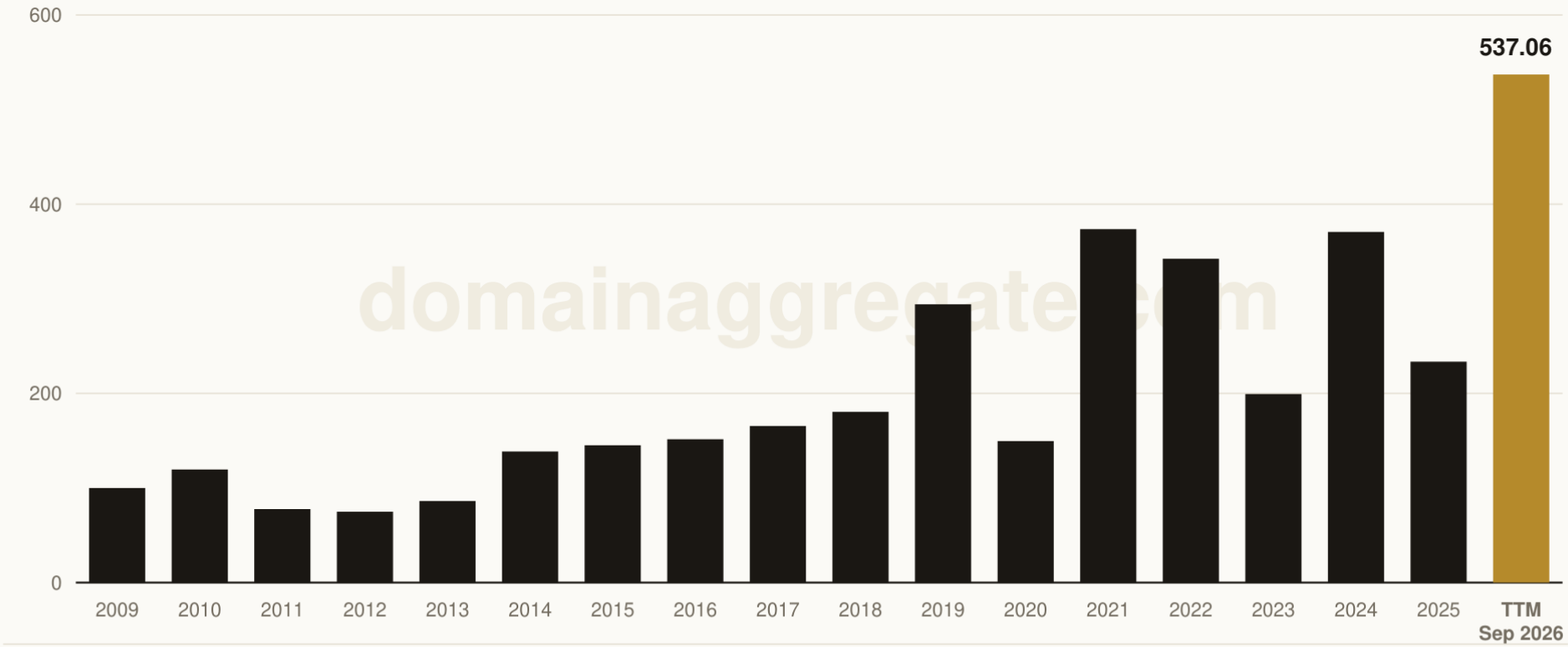

domainaggregate.com

Source: URLV Domain Aggregate, url.ventures. CC BY 4.0. Data through Sep 20, 2026.

TTM Sep 2026 is chain-linked to the April 2026 reading.

domainaggregate.com

Stamp UVDA-2026-09-d5df5541

https://domainaggregate.com/chart/level/2009-2026/bar

URLV DOMAIN AGGREGATE

Index Level, 2016 to TTM Sep 2026

Base 2009 = 100.

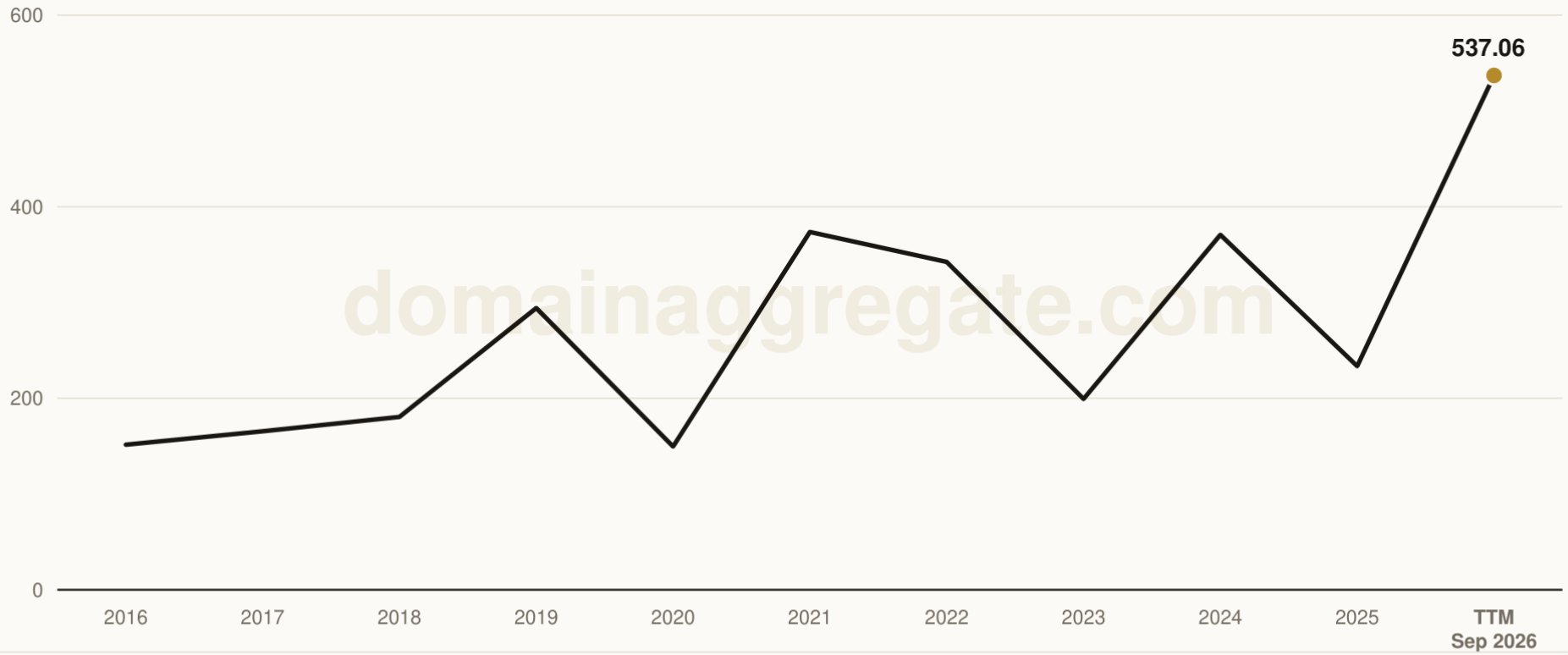

domainaggregate.com

Source: URLV Domain Aggregate, url.ventures. CC BY 4.0. Data through Sep 20, 2026.

domainaggregate.com

TTM Sep 2026 is chain-linked to the April 2026 reading.

Stamp UVDA-2026-09-59f8ec56

https://domainaggregate.com/chart/level/2016-2026/line

URLV DOMAIN AGGREGATE

Index Level, 2016 to TTM Sep 2026

Base 2009 = 100.

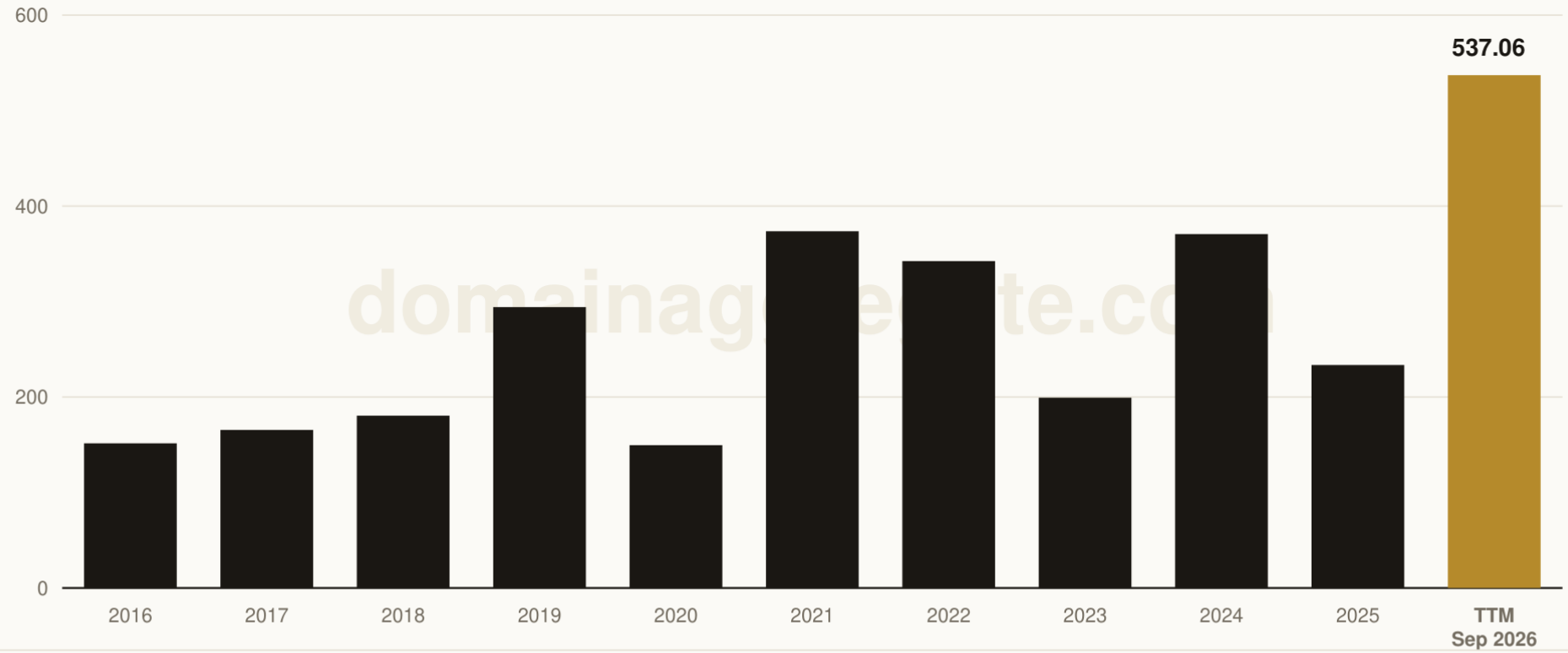

Source: URLV Domain Aggregate, url.ventures. CC BY 4.0. Data through Sep 20, 2026.

TTM Sep 2026 is chain-linked to the April 2026 reading.

domainaggregate.com

Stamp UVDA-2026-09-dd5710e1

https://domainaggregate.com/chart/level/2016-2026/bar

URLV DOMAIN AGGREGATE

Index Level, 2021 to TTM Sep 2026

Base 2009 = 100.

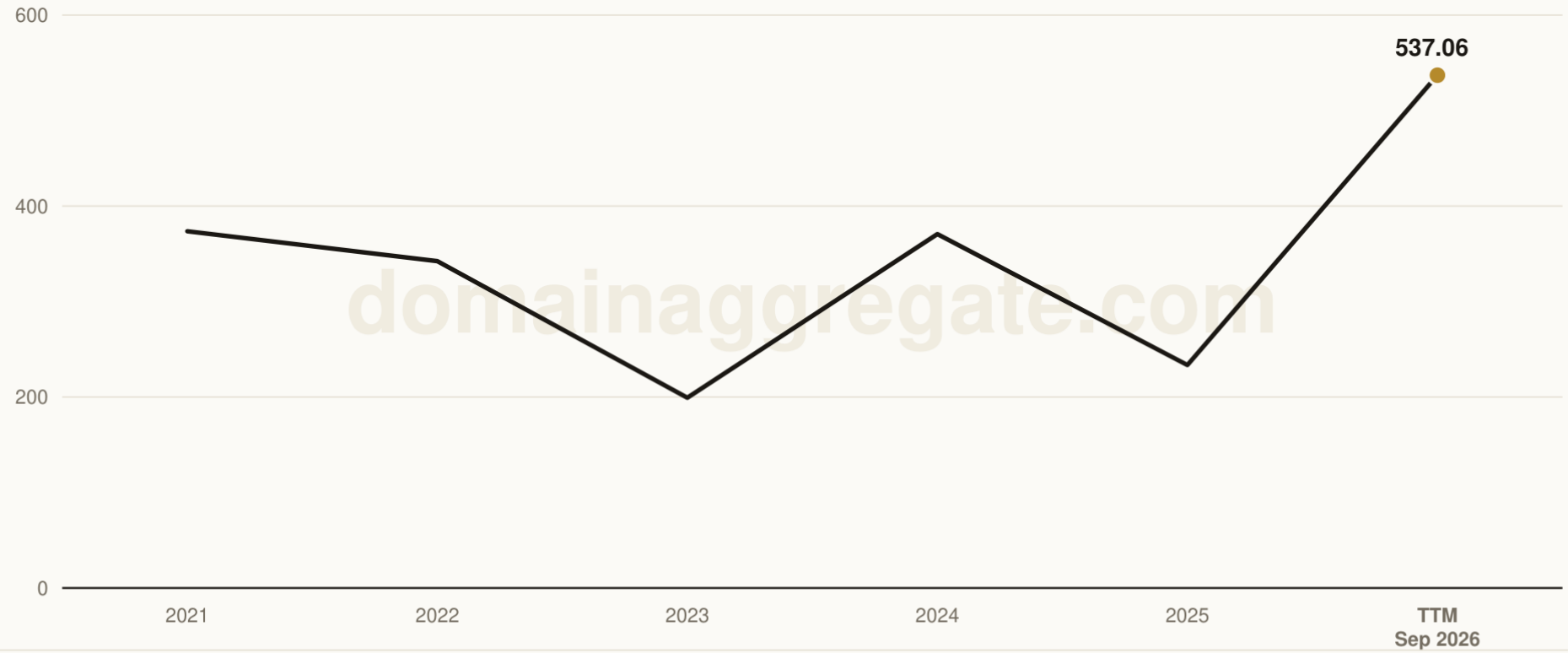

domainaggregate.com

Source: URLV Domain Aggregate, url.ventures. CC BY 4.0. Data through Sep 20, 2026.

TTM Sep 2026 is chain-linked to the April 2026 reading.

domainaggregate.com

Stamp UVDA-2026-09-4f561c4c

https://domainaggregate.com/chart/level/2021-2026/line

URLV DOMAIN AGGREGATE

Index Level, 2021 to TTM Sep 2026

Base 2009 = 100.

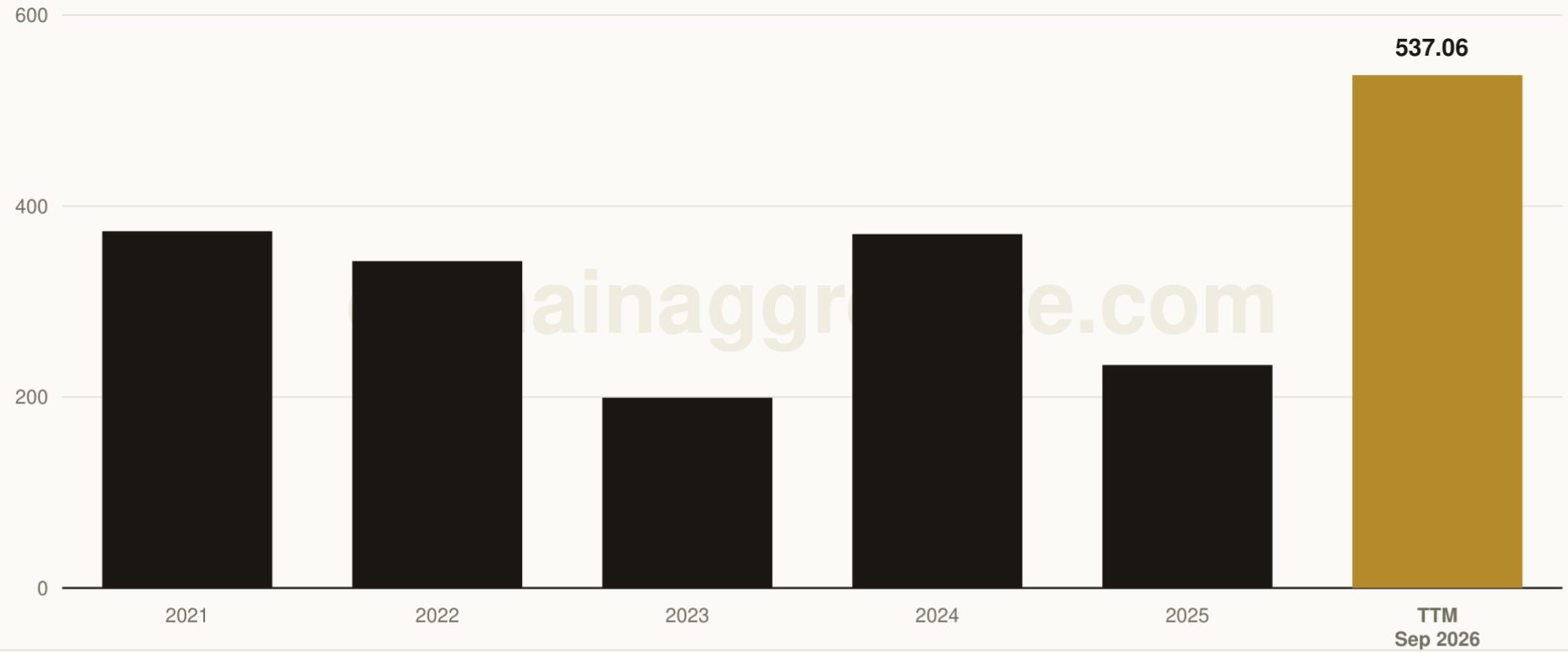

Source: URLV Domain Aggregate, url.ventures. CC BY 4.0. Data through Sep 20, 2026.

TTM Sep 2026 is chain-linked to the April 2026 reading.

domainaggregate.com

Stamp UVDA-2026-09-8be87987

https://domainaggregate.com/chart/level/2021-2026/bar

URLV DOMAIN AGGREGATE

Adjusted Index Level, 2009 to TTM Sep 2026

Top 3 transactions removed per period. Base 2009 = 100.

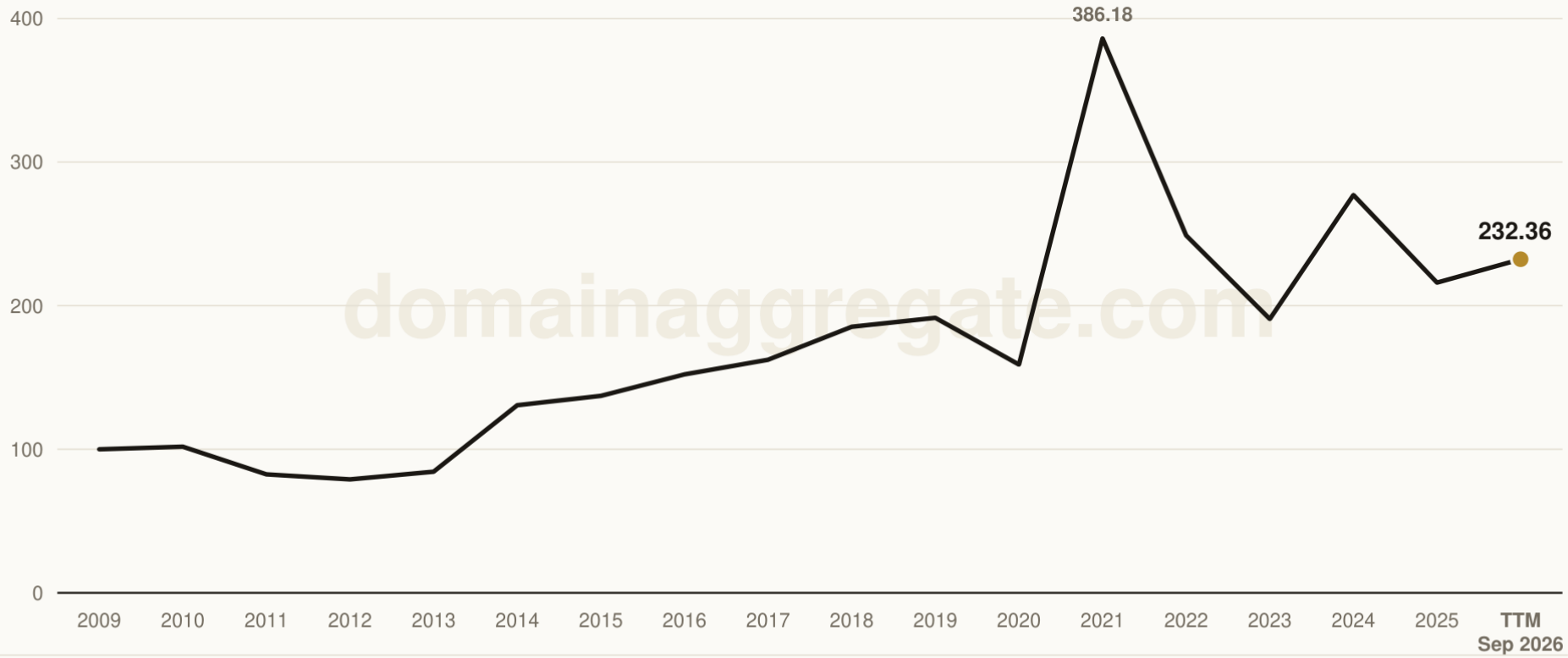

domainaggregate.com

Source: URLV Domain Aggregate, url.ventures. CC BY 4.0. Data through Sep 20, 2026.

TTM Sep 2026 is chain-linked to the April 2026 reading.

domainaggregate.com

Stamp UVDA-2026-09-c6a8326b

https://domainaggregate.com/chart/adjusted-level/2009-2026/line

URLV DOMAIN AGGREGATE

Adjusted Index Level, 2009 to TTM Sep 2026

Top 3 transactions removed per period. Base 2009 = 100.

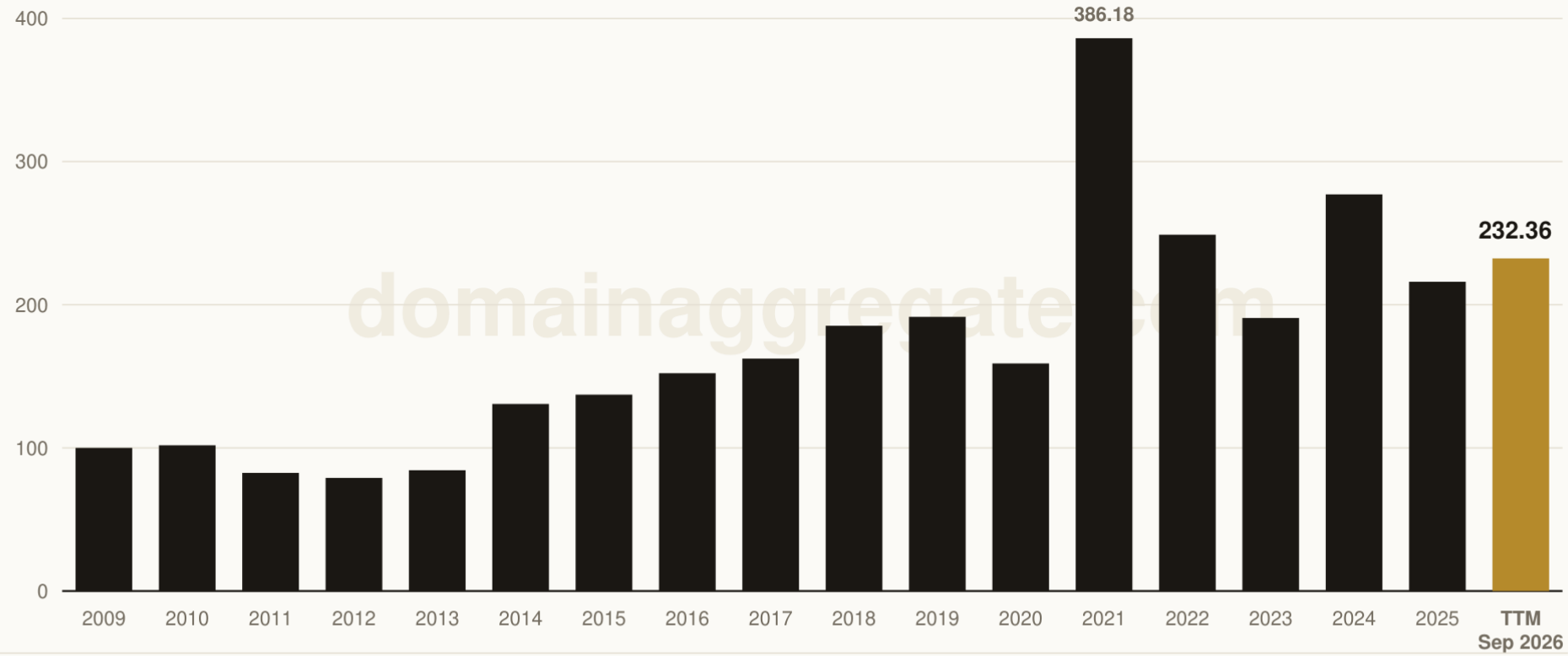

Source: URLV Domain Aggregate, url.ventures. CC BY 4.0. Data through Sep 20, 2026.

TTM Sep 2026 is chain-linked to the April 2026 reading.

domainaggregate.com

Stamp UVDA-2026-09-6f7131ca

https://domainaggregate.com/chart/adjusted-level/2009-2026/bar

URLV DOMAIN AGGREGATE

Adjusted Index Level, 2016 to TTM Sep 2026

Top 3 transactions removed per period. Base 2009 = 100.

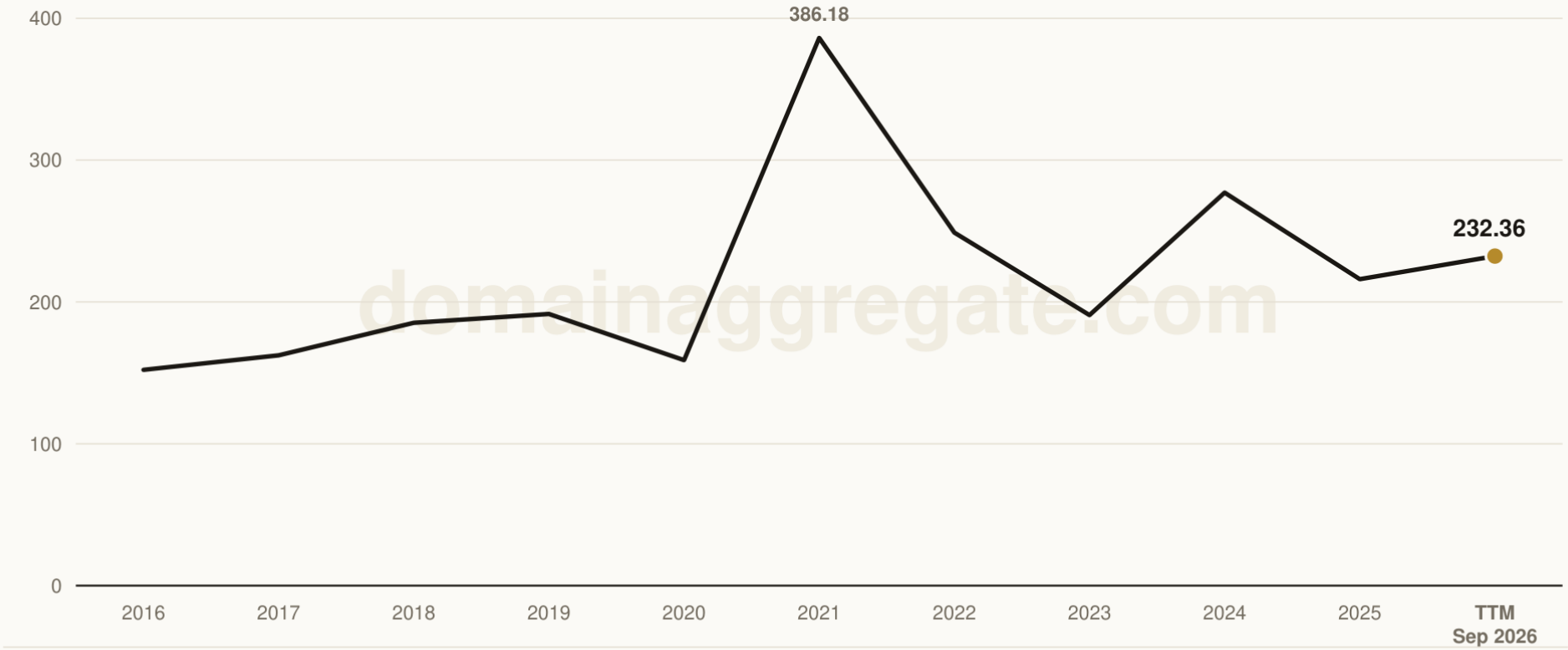

domainaggregate.com

Source: URLV Domain Aggregate, url.ventures. CC BY 4.0. Data through Sep 20, 2026.

TTM Sep 2026 is chain-linked to the April 2026 reading.

domainaggregate.com

Stamp UVDA-2026-09-f4fb92c7

https://domainaggregate.com/chart/adjusted-level/2016-2026/line

URLV DOMAIN AGGREGATE

Adjusted Index Level, 2016 to TTM Sep 2026

Top 3 transactions removed per period. Base 2009 = 100.

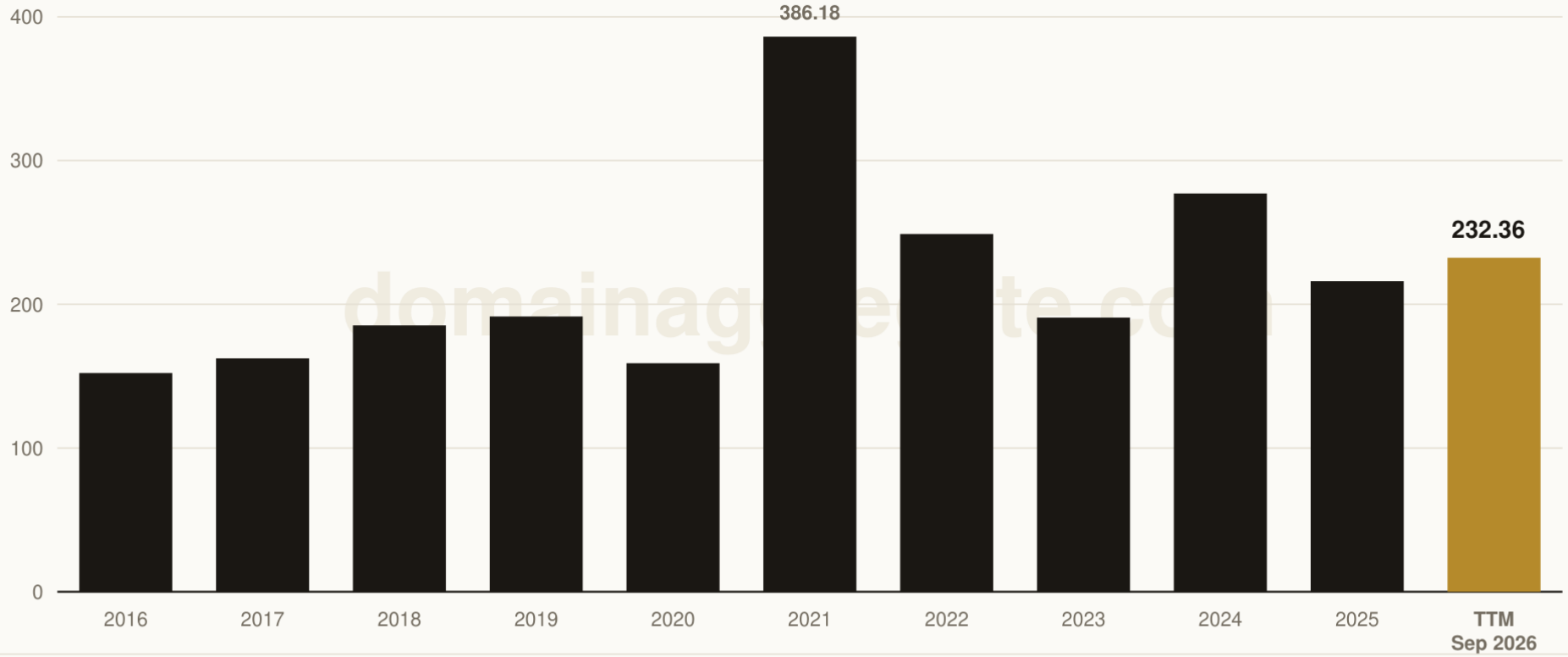

Source: URLV Domain Aggregate, url.ventures. CC BY 4.0. Data through Sep 20, 2026.

TTM Sep 2026 is chain-linked to the April 2026 reading.

domainaggregate.com

Stamp UVDA-2026-09-b28adbf6

https://domainaggregate.com/chart/adjusted-level/2016-2026/bar

URLV DOMAIN AGGREGATE

Adjusted Index Level, 2021 to TTM Sep 2026

Top 3 transactions removed per period. Base 2009 = 100.

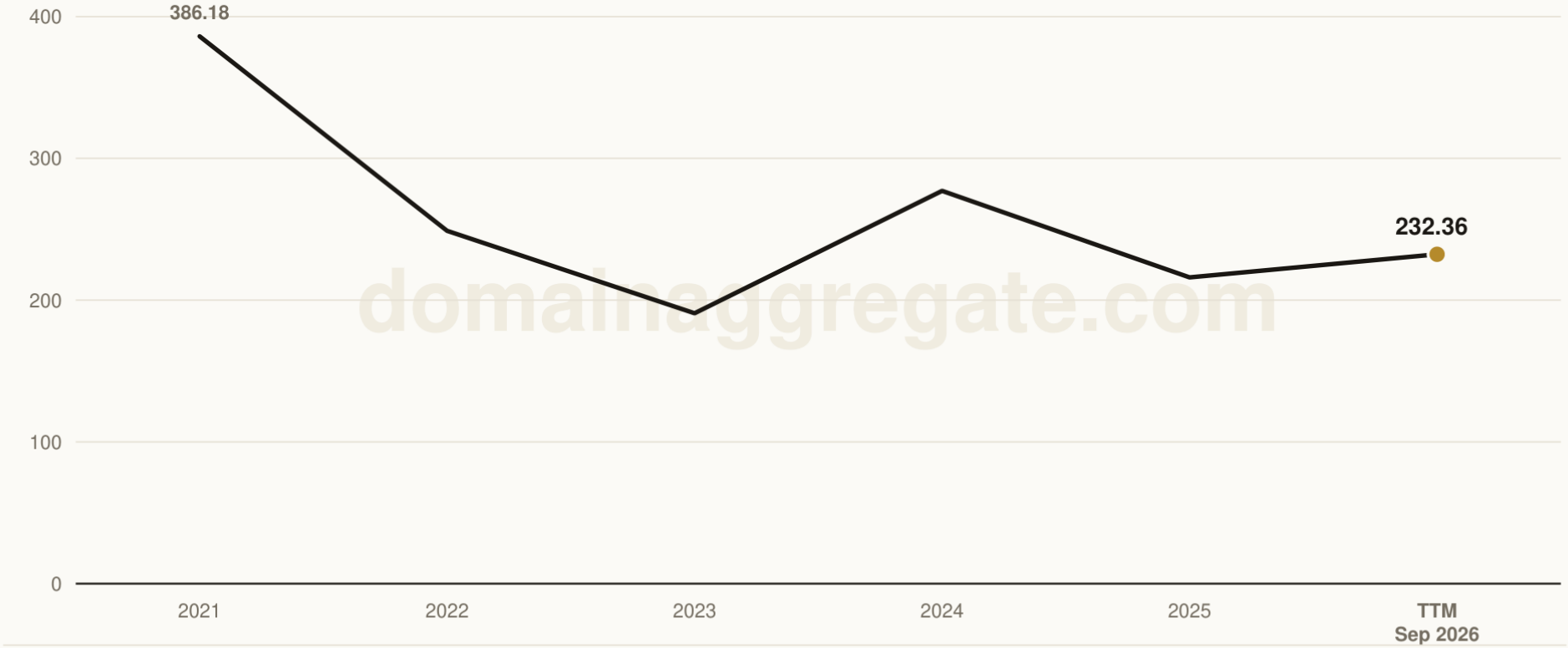

domainaggregate.com

Source: URLV Domain Aggregate, url.ventures. CC BY 4.0. Data through Sep 20, 2026.

TTM Sep 2026 is chain-linked to the April 2026 reading.

domainaggregate.com

Stamp UVDA-2026-09-b0b16e1d

https://domainaggregate.com/chart/adjusted-level/2021-2026/line

URLV DOMAIN AGGREGATE

Adjusted Index Level, 2021 to TTM Sep 2026

Top 3 transactions removed per period. Base 2009 = 100.

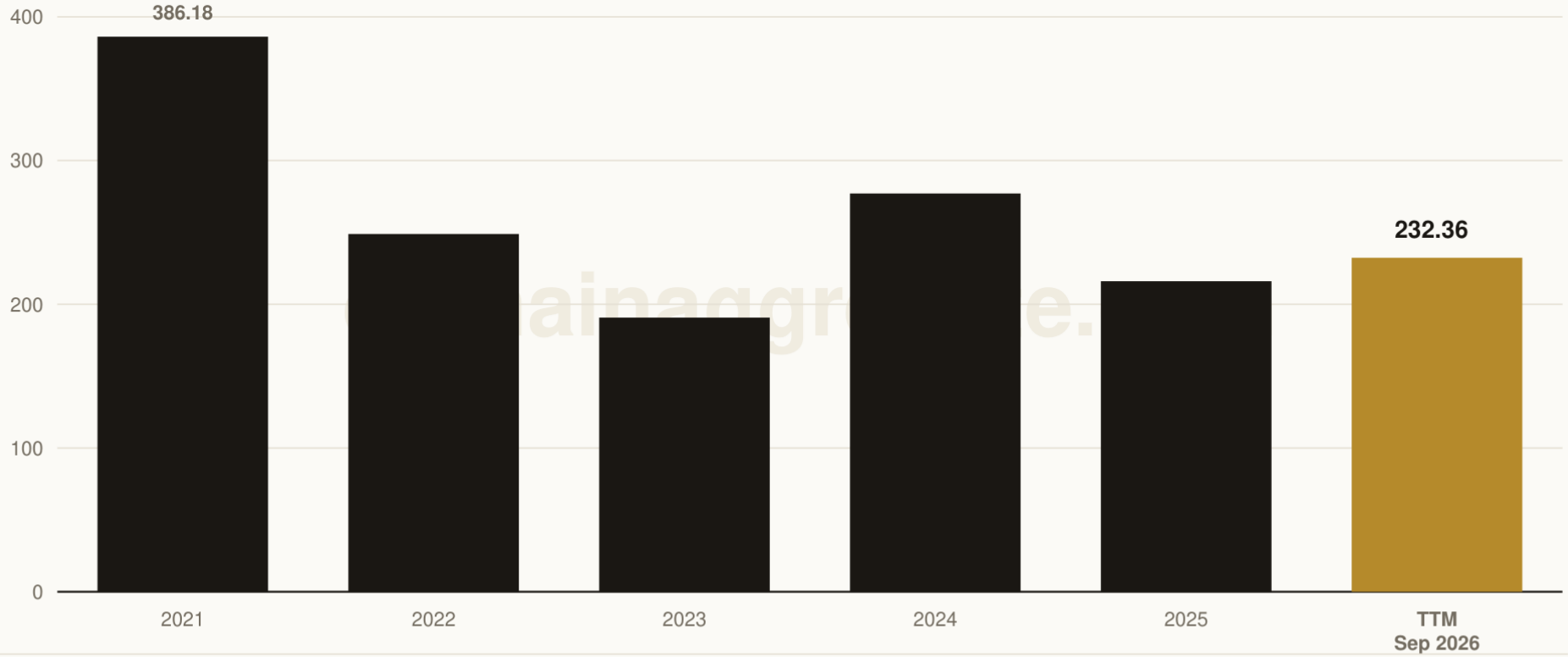

Source: URLV Domain Aggregate, url.ventures. CC BY 4.0. Data through Sep 20, 2026.

TTM Sep 2026 is chain-linked to the April 2026 reading.

domainaggregate.com

Stamp UVDA-2026-09-bd70912c

https://domainaggregate.com/chart/adjusted-level/2021-2026/bar

CHARTS

Prices

24 charts



Photo: Jingming Pan on Unsplash

URLV DOMAIN AGGREGATE

Price, 2009 to TTM Sep 2026

Volume-weighted average transaction value.

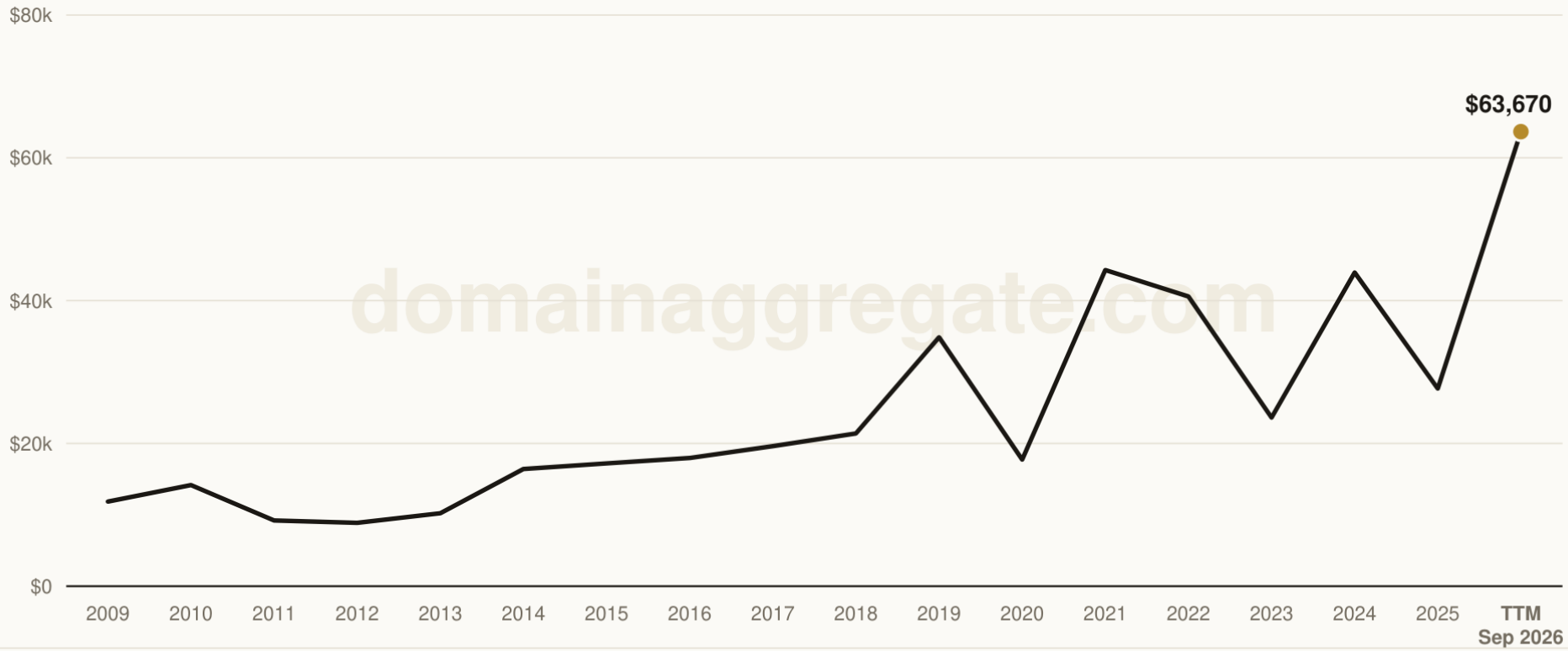

Source: URLV Domain Aggregate, url.ventures. CC BY 4.0. Data through Sep 20, 2026.

TTM Sep 2026 is chain-linked to the April 2026 reading.

domainaggregate.com

Stamp UVDA-2026-09-c80bb4dd

https://domainaggregate.com/chart/price/2009-2026/line

URLV DOMAIN AGGREGATE

Price, 2009 to TTM Sep 2026

Volume-weighted average transaction value.

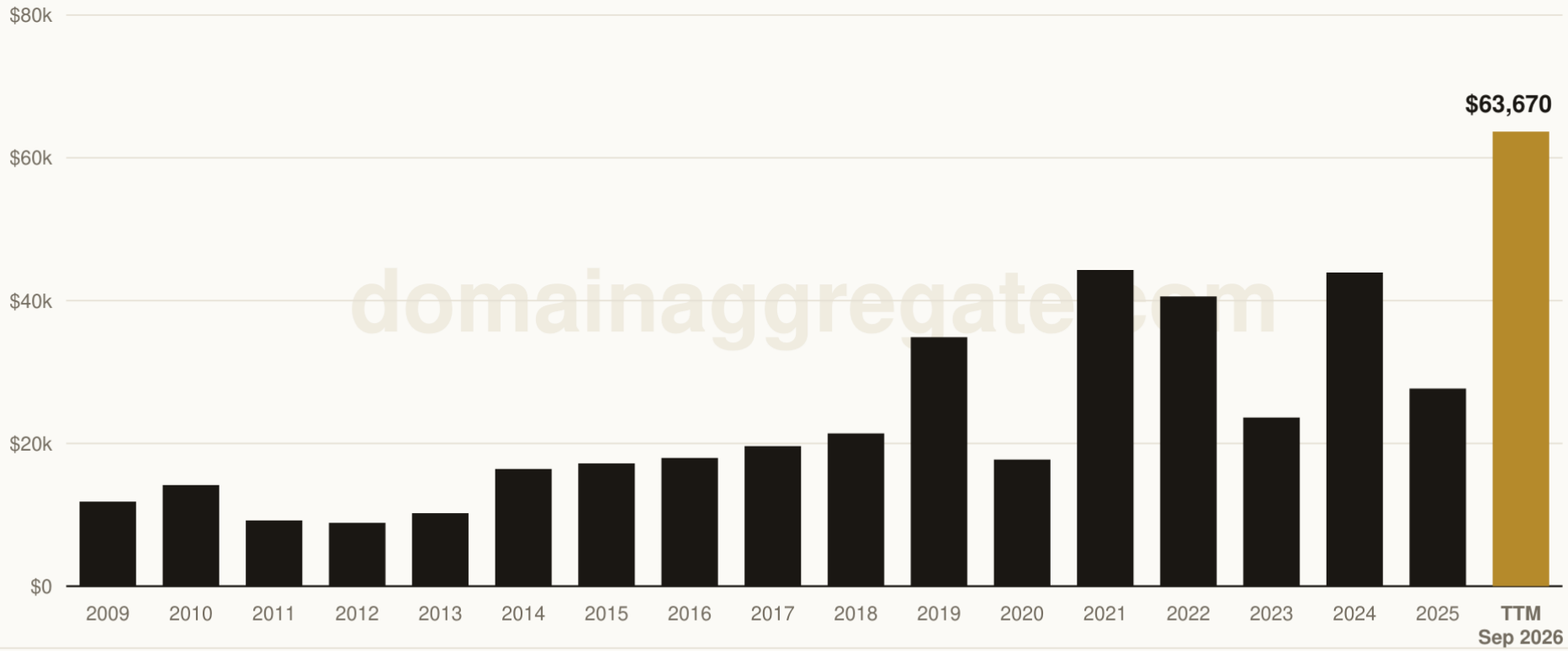

Source: URLV Domain Aggregate, url.ventures. CC BY 4.0. Data through Sep 20, 2026.

TTM Sep 2026 is chain-linked to the April 2026 reading.

domainaggregate.com

Stamp UVDA-2026-09-a4033dec

https://domainaggregate.com/chart/price/2009-2026/bar

URLV DOMAIN AGGREGATE

Price, 2016 to TTM Sep 2026

Volume-weighted average transaction value.

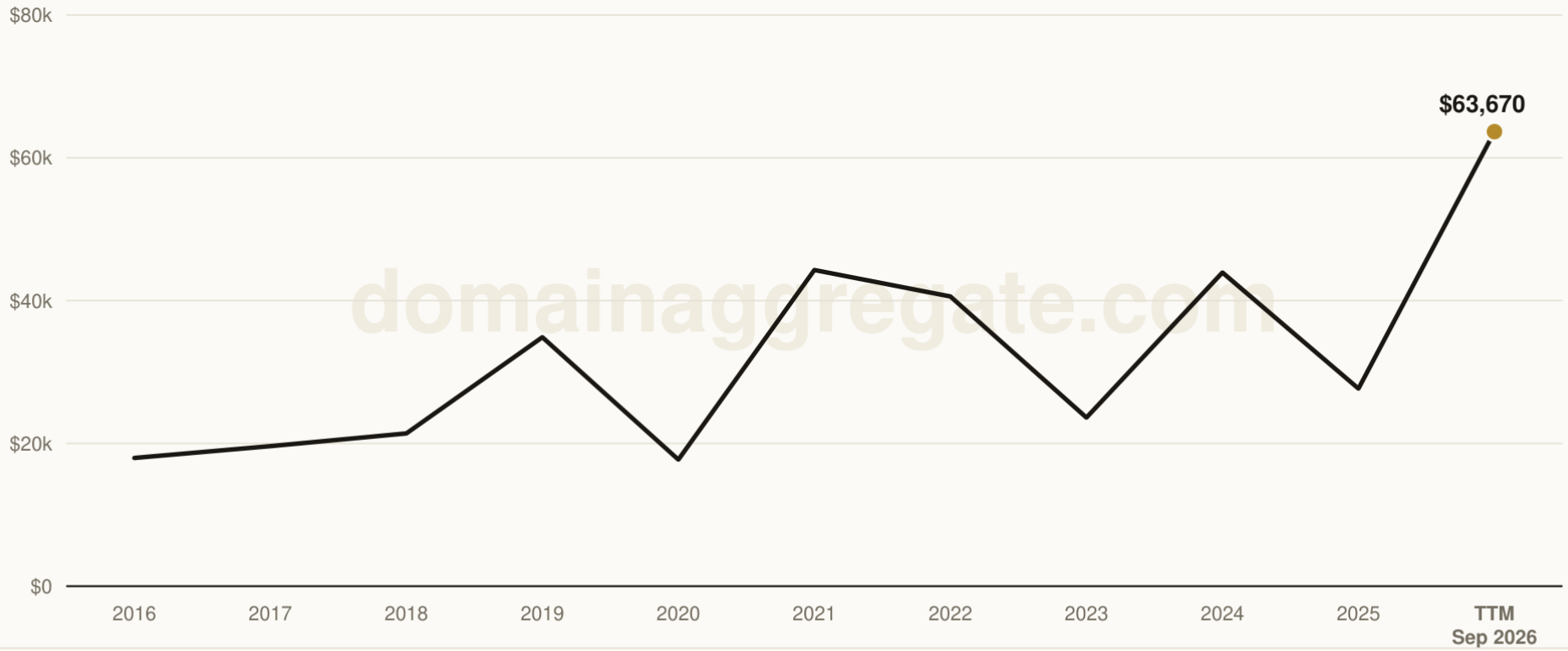

Source: URLV Domain Aggregate, url.ventures. CC BY 4.0. Data through Sep 20, 2026.

domainaggregate.com

TTM Sep 2026 is chain-linked to the April 2026 reading.

Stamp UVDA-2026-09-94ce2255

https://domainaggregate.com/chart/price/2016-2026/line

URLV DOMAIN AGGREGATE

Price, 2016 to TTM Sep 2026

Volume-weighted average transaction value.

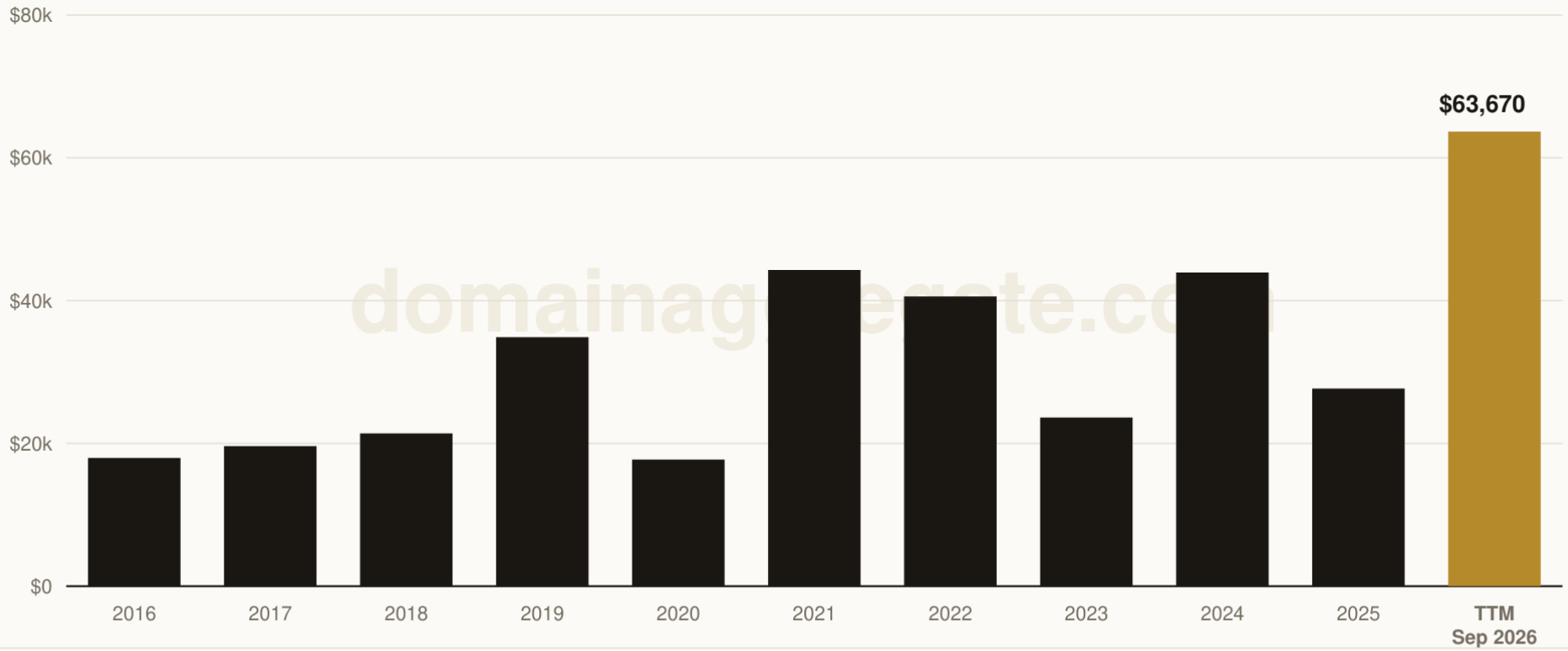

Source: URLV Domain Aggregate, url.ventures. CC BY 4.0. Data through Sep 20, 2026.

TTM Sep 2026 is chain-linked to the April 2026 reading.

domainaggregate.com

Stamp UVDA-2026-09-9ff794a4

https://domainaggregate.com/chart/price/2016-2026/bar

URLV DOMAIN AGGREGATE

Price, 2021 to TTM Sep 2026

Volume-weighted average transaction value.

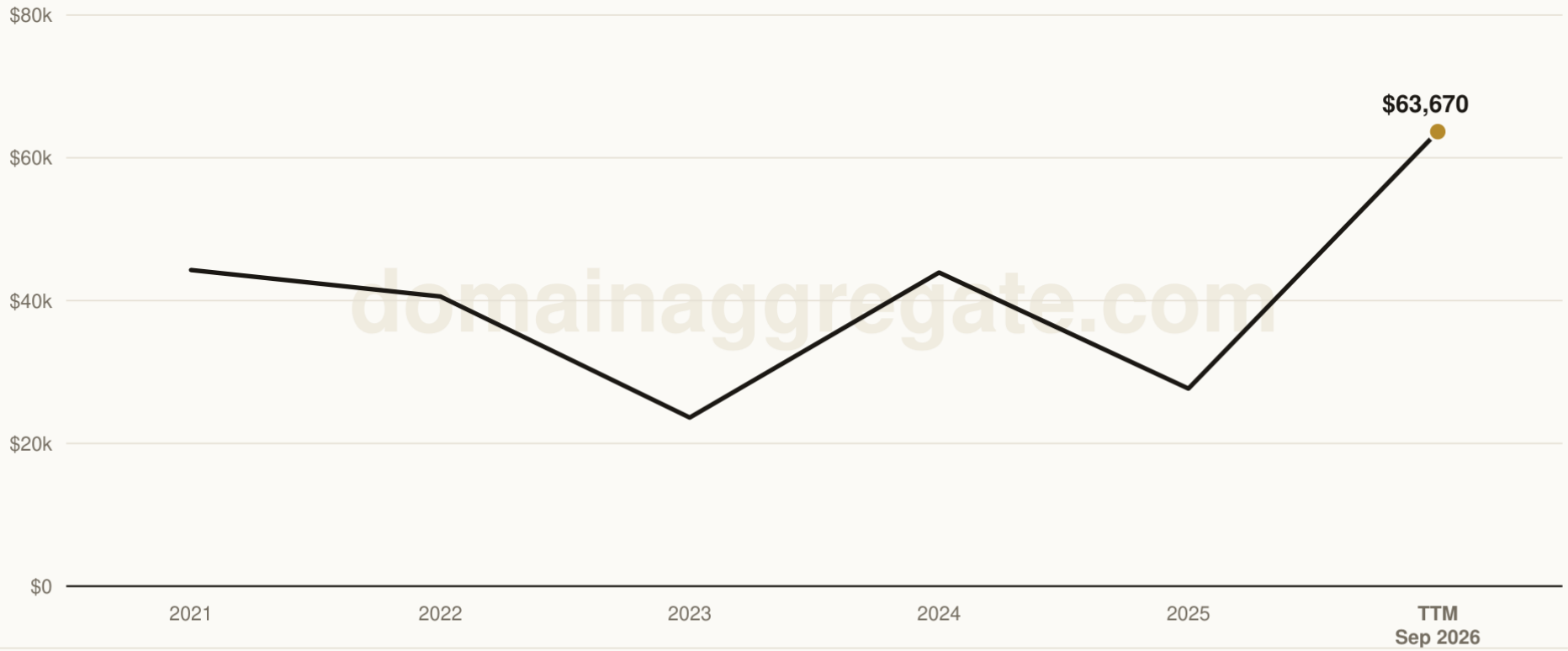

domainaggregate.com

Source: URLV Domain Aggregate, url.ventures. CC BY 4.0. Data through Sep 20, 2026.

TTM Sep 2026 is chain-linked to the April 2026 reading.

domainaggregate.com

Stamp UVDA-2026-09-8903467b

https://domainaggregate.com/chart/price/2021-2026/line

URLV DOMAIN AGGREGATE

Price, 2021 to TTM Sep 2026

Volume-weighted average transaction value.

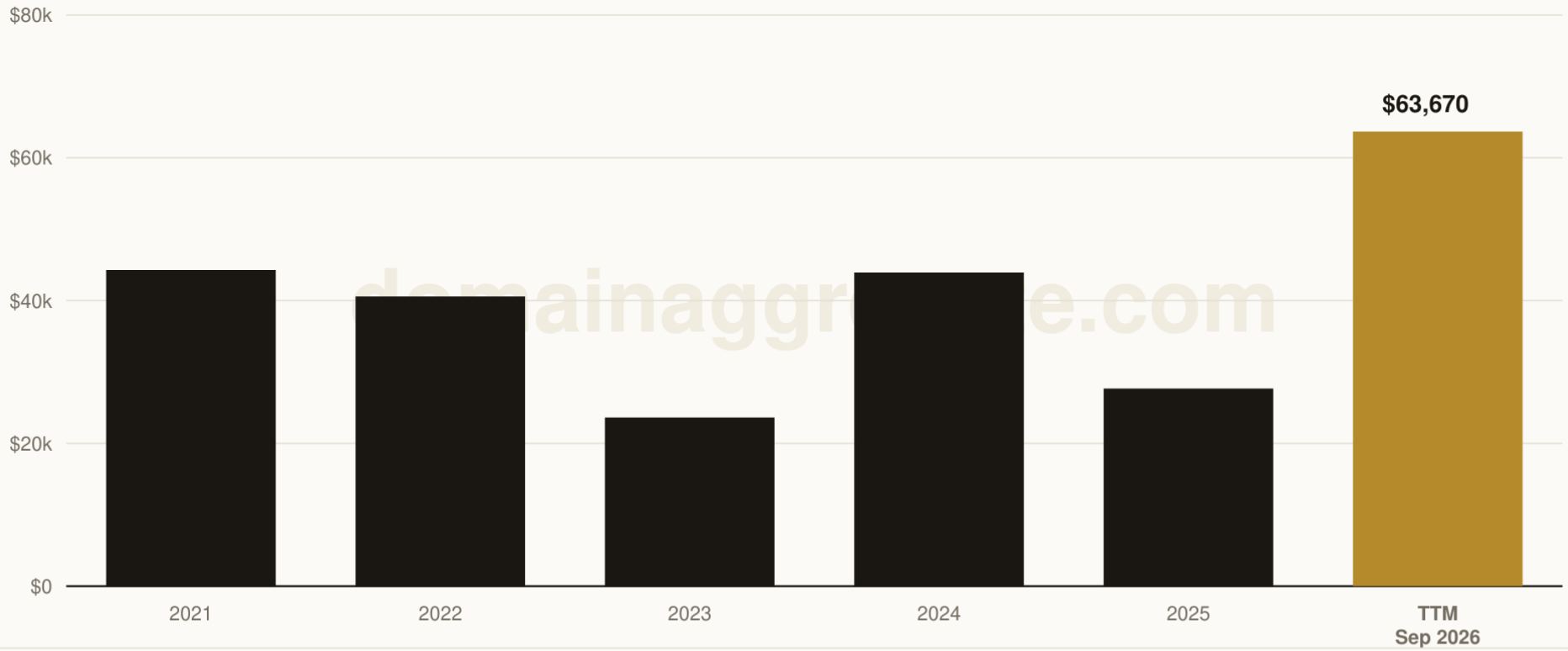

Source: URLV Domain Aggregate, url.ventures. CC BY 4.0. Data through Sep 20, 2026.

TTM Sep 2026 is chain-linked to the April 2026 reading.

domainaggregate.com

Stamp UVDA-2026-09-086b349a

https://domainaggregate.com/chart/price/2021-2026/bar

URLV DOMAIN AGGREGATE

Adjusted Price, 2009 to TTM Sep 2026

Top 3 transactions removed per period.

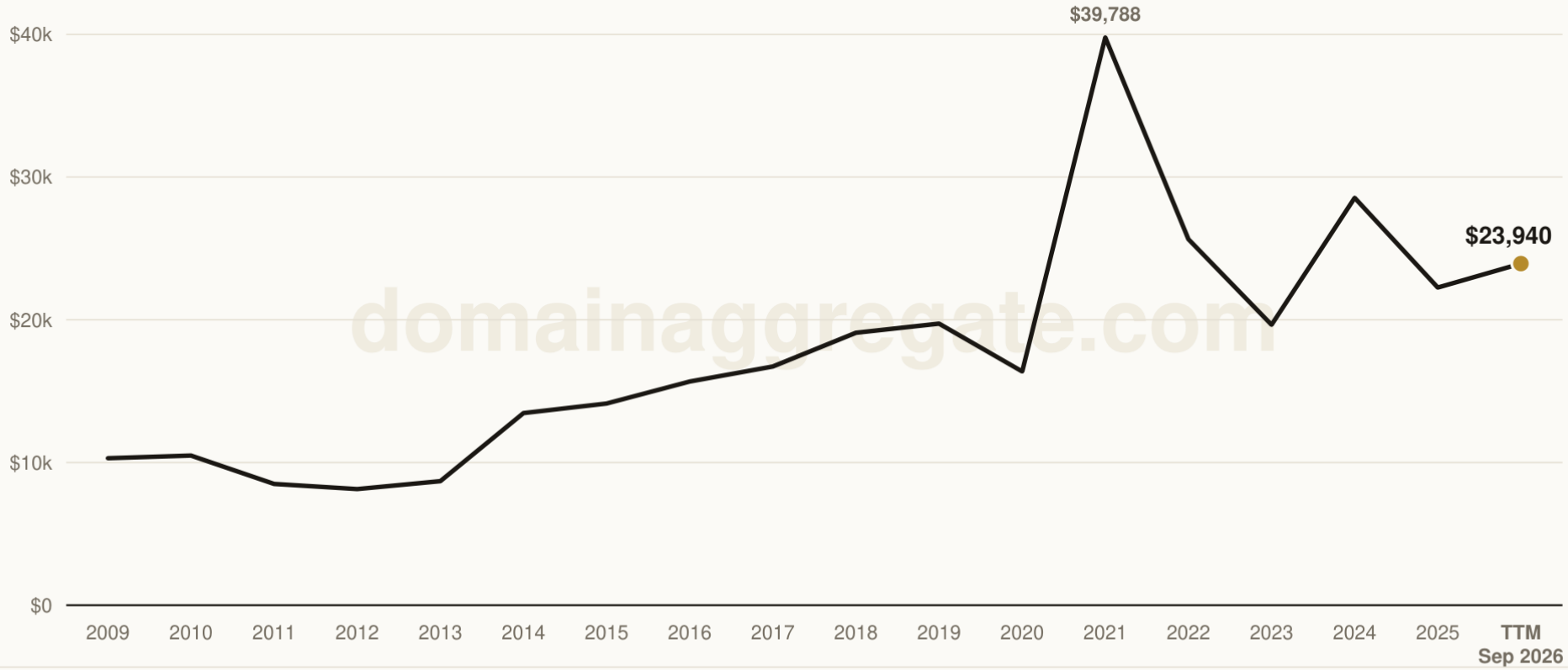

Source: URLV Domain Aggregate, url.ventures. CC BY 4.0. Data through Sep 20, 2026.

domainaggregate.com

TTM Sep 2026 is chain-linked to the April 2026 reading.

Stamp UVDA-2026-09-6fd8bf7c

https://domainaggregate.com/chart/adjusted/2009-2026/line

URLV DOMAIN AGGREGATE

Adjusted Price, 2009 to TTM Sep 2026

Top 3 transactions removed per period.

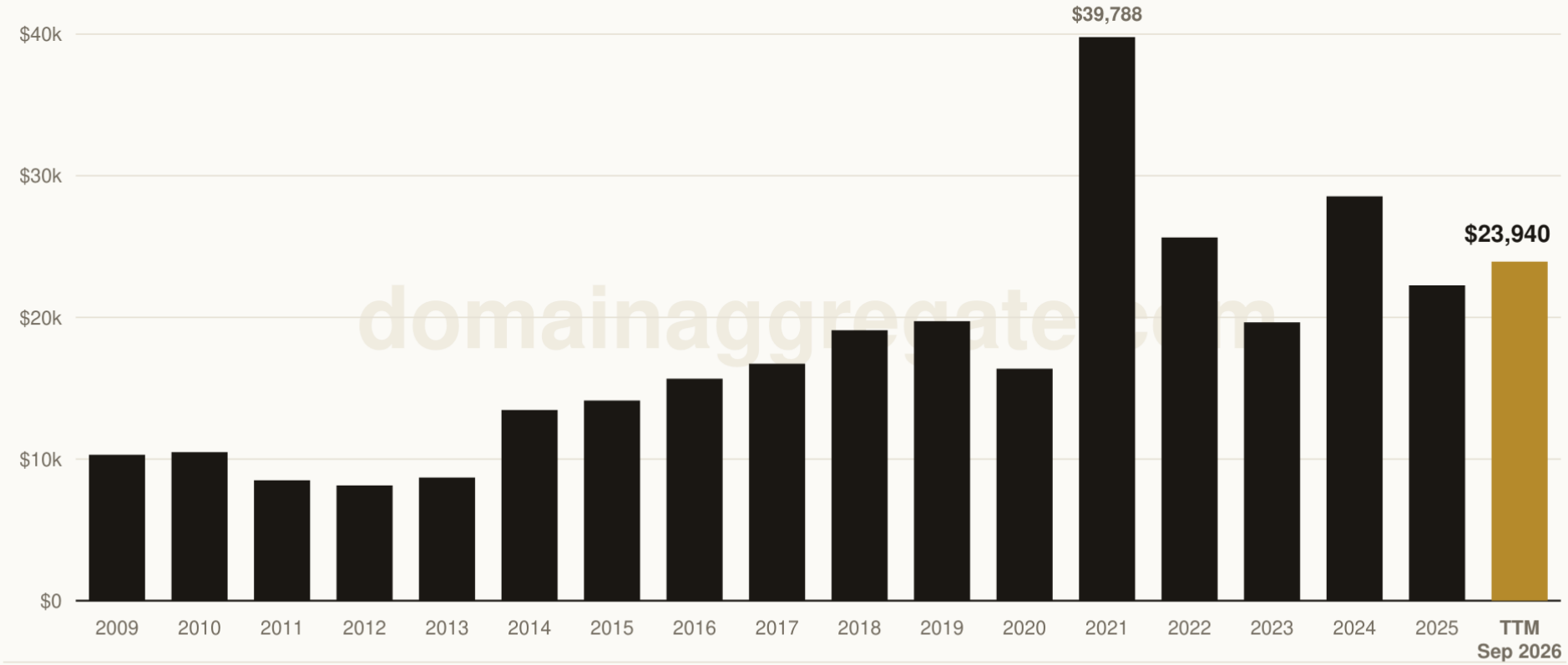

Source: URLV Domain Aggregate, url.ventures. CC BY 4.0. Data through Sep 20, 2026.

TTM Sep 2026 is chain-linked to the April 2026 reading.

domainaggregate.com

Stamp UVDA-2026-09-57756c77

https://domainaggregate.com/chart/adjusted/2009-2026/bar

URLV DOMAIN AGGREGATE

Adjusted Price, 2016 to TTM Sep 2026

Top 3 transactions removed per period.

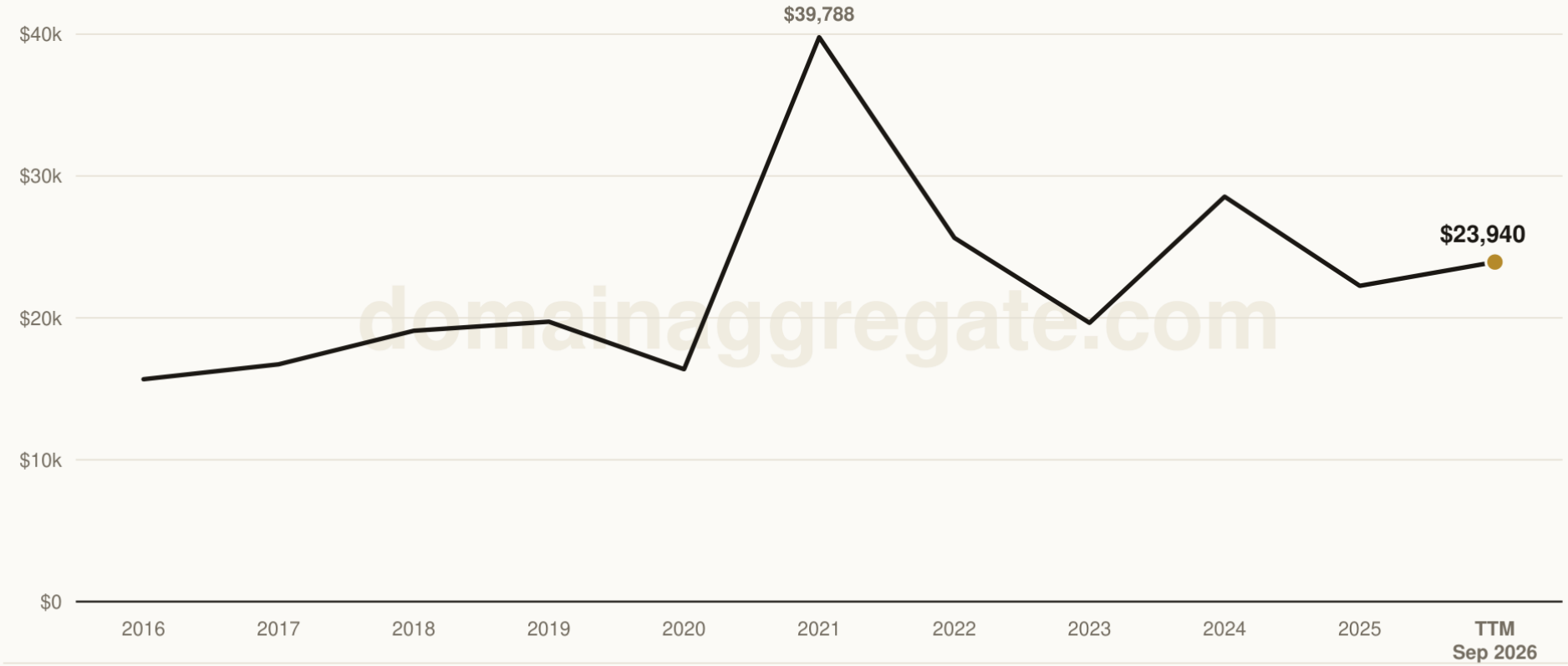

Source: URLV Domain Aggregate, url.ventures. CC BY 4.0. Data through Sep 20, 2026.

domainaggregate.com

TTM Sep 2026 is chain-linked to the April 2026 reading.

Stamp UVDA-2026-09-33830dd0

https://domainaggregate.com/chart/adjusted/2016-2026/line

URLV DOMAIN AGGREGATE

Adjusted Price, 2016 to TTM Sep 2026

Top 3 transactions removed per period.

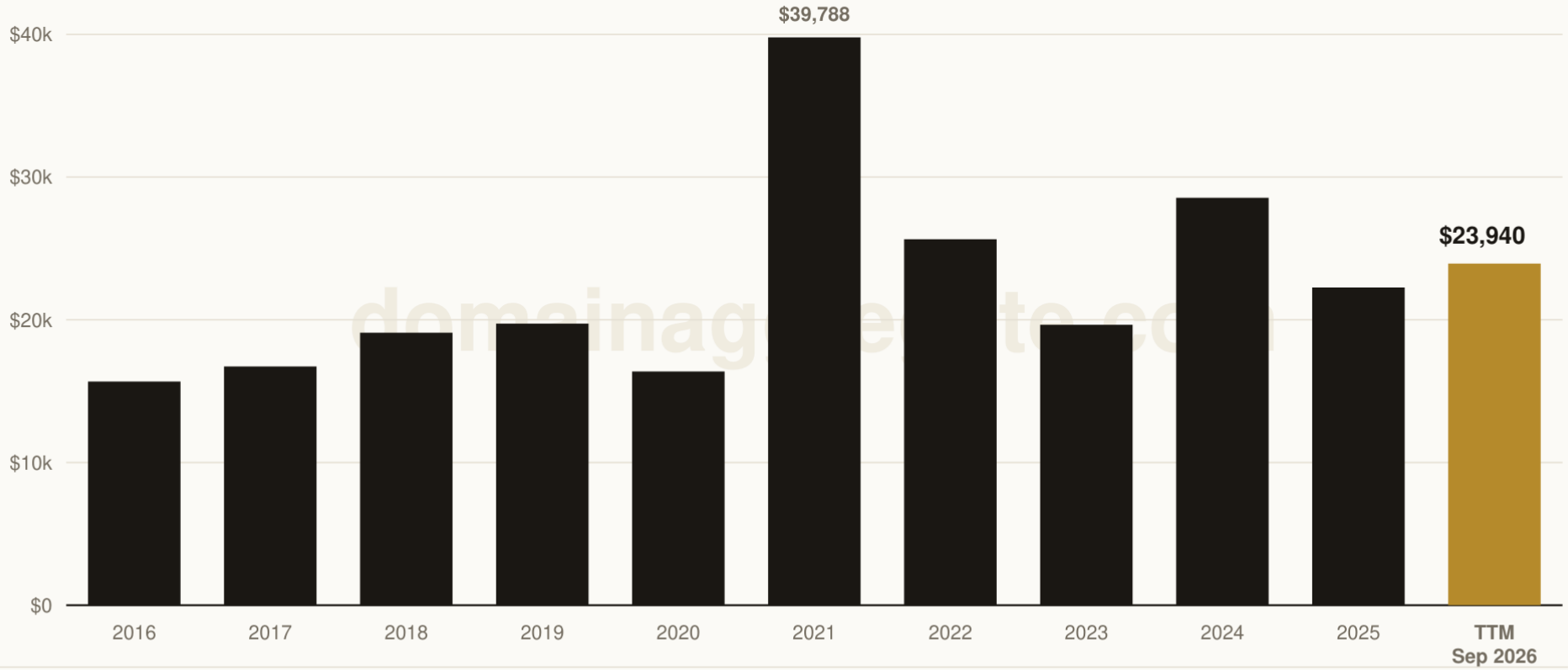

Source: URLV Domain Aggregate, url.ventures. CC BY 4.0. Data through Sep 20, 2026.

TTM Sep 2026 is chain-linked to the April 2026 reading.

domainaggregate.com

Stamp UVDA-2026-09-2933d1ab

https://domainaggregate.com/chart/adjusted/2016-2026/bar

URLV DOMAIN AGGREGATE

Adjusted Price, 2021 to TTM Sep 2026

Top 3 transactions removed per period.

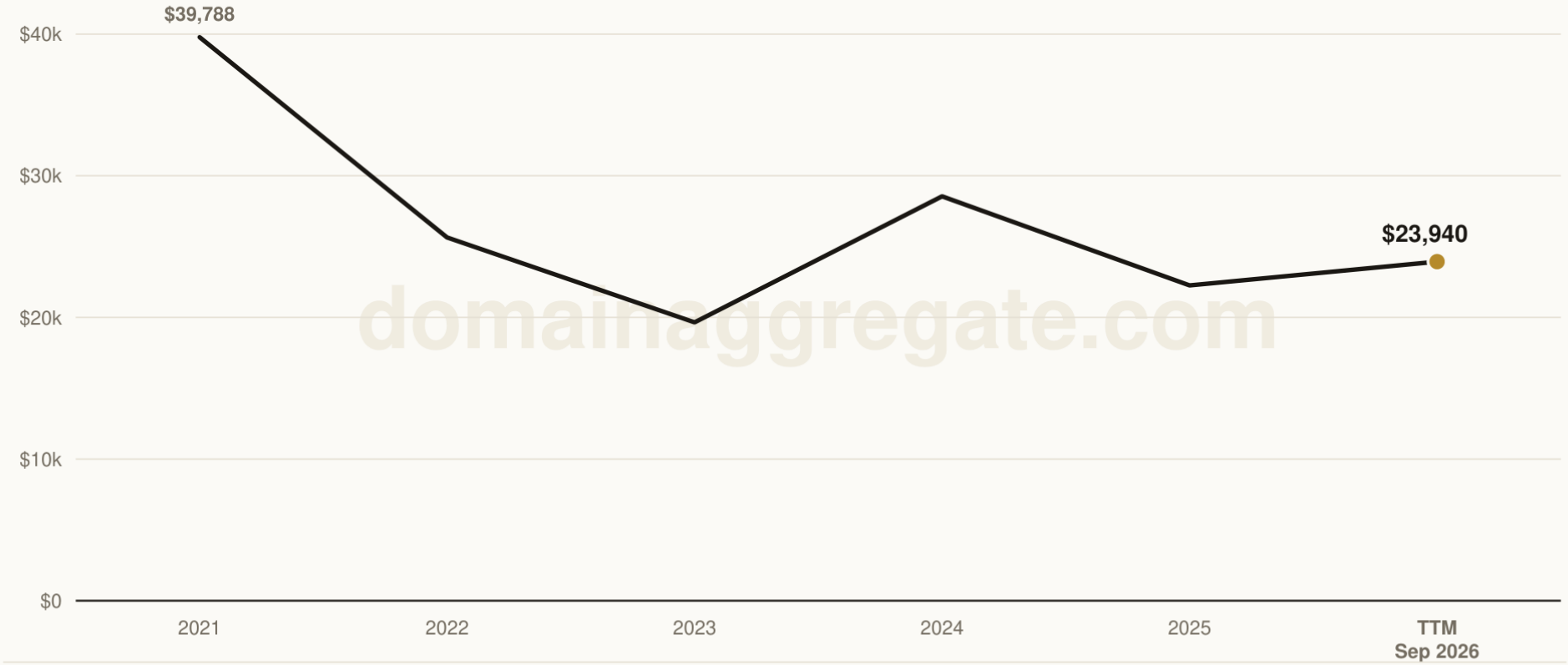

Source: URLV Domain Aggregate, url.ventures. CC BY 4.0. Data through Sep 20, 2026.

TTM Sep 2026 is chain-linked to the April 2026 reading.

domainaggregate.com

Stamp UVDA-2026-09-3037a3e6

https://domainaggregate.com/chart/adjusted/2021-2026/line

URLV DOMAIN AGGREGATE

Adjusted Price, 2021 to TTM Sep 2026

Top 3 transactions removed per period.

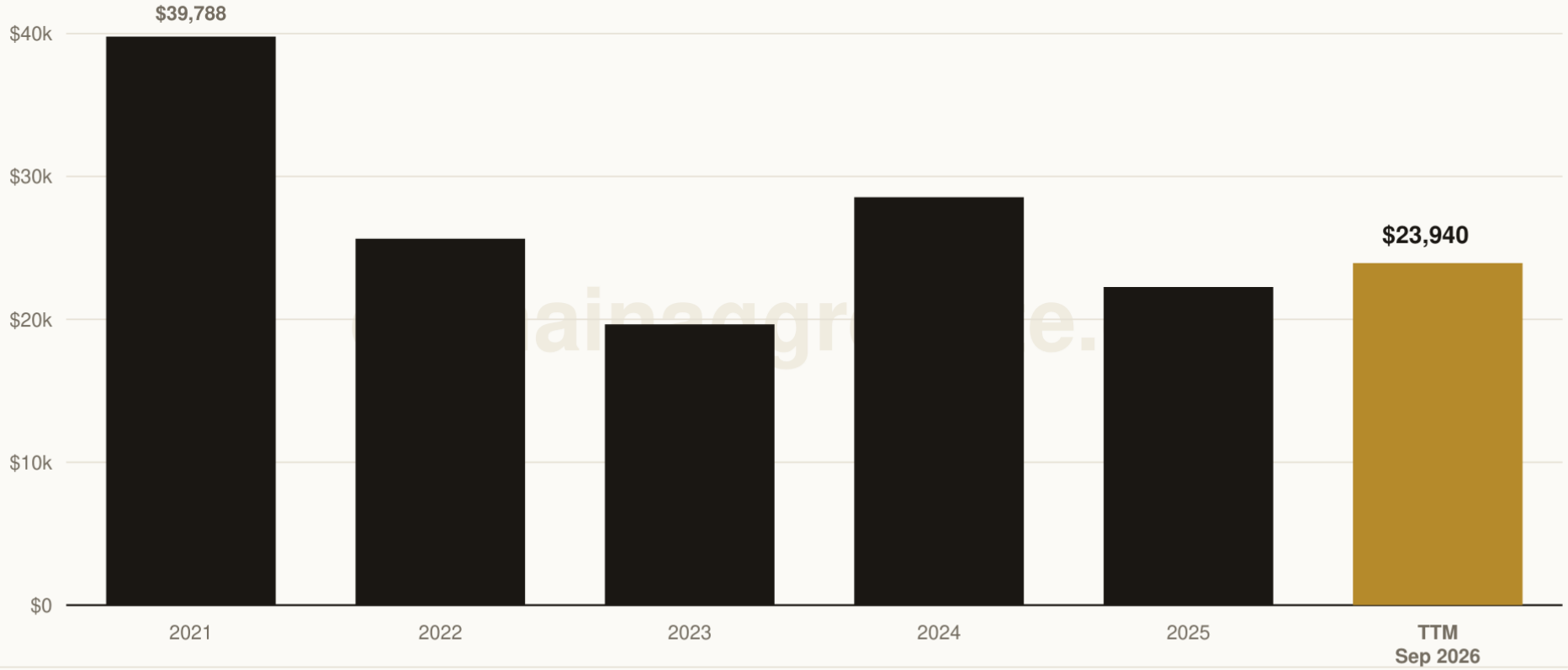

Source: URLV Domain Aggregate, url.ventures. CC BY 4.0. Data through Sep 20, 2026.

TTM Sep 2026 is chain-linked to the April 2026 reading.

domainaggregate.com

Stamp UVDA-2026-09-2ee368f1

https://domainaggregate.com/chart/adjusted/2021-2026/bar

URLV DOMAIN AGGREGATE

Price and Adjusted Price, 2009 to TTM Sep 2026

Adjusted price removes the top 3 transactions per period.

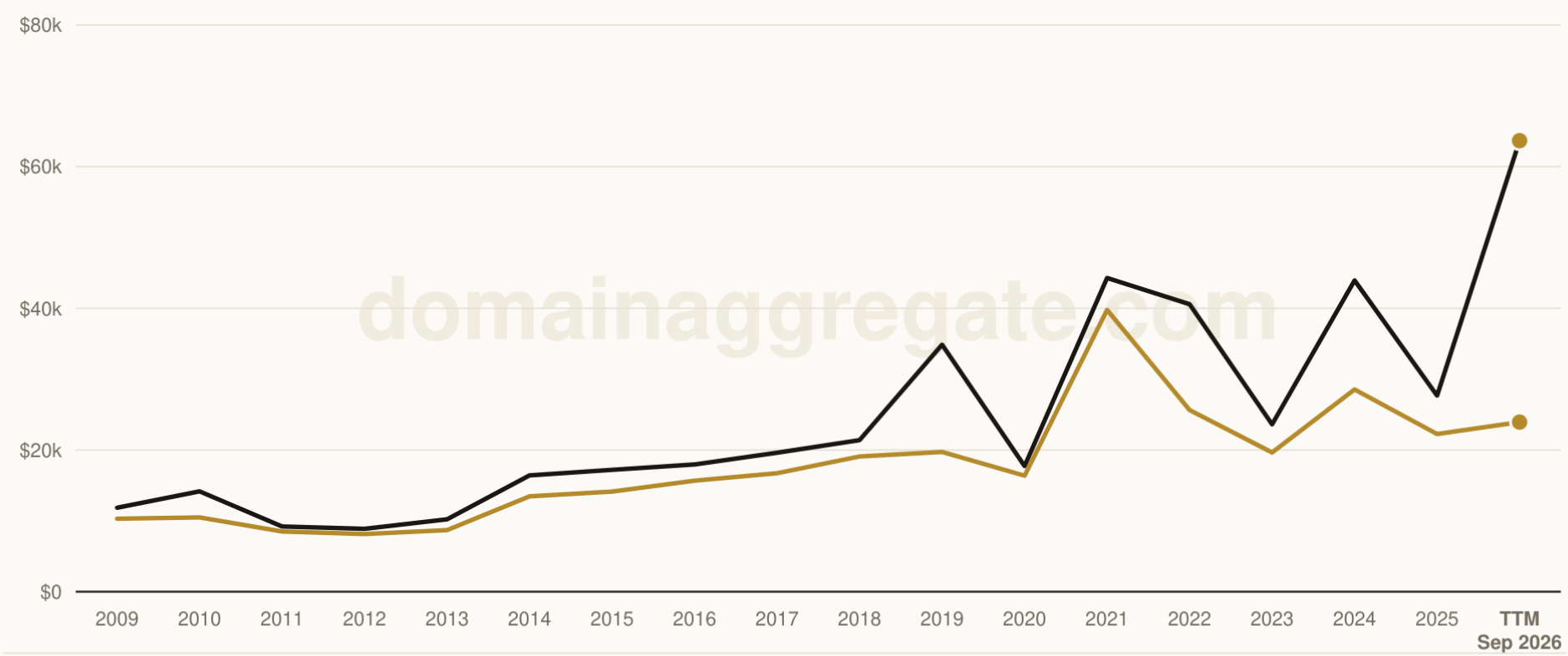

Source: URLV Domain Aggregate, url.ventures. CC BY 4.0. Data through Sep 20, 2026.

TTM Sep 2026 is chain-linked to the April 2026 reading.

domainaggregate.com

Stamp UVDA-2026-09-a55aa00c

https://domainaggregate.com/chart/price-vs-adjusted/2009-2026/line

URLV DOMAIN AGGREGATE

Price and Adjusted Price, 2009 to TTM Sep 2026

Adjusted price removes the top 3 transactions per period.

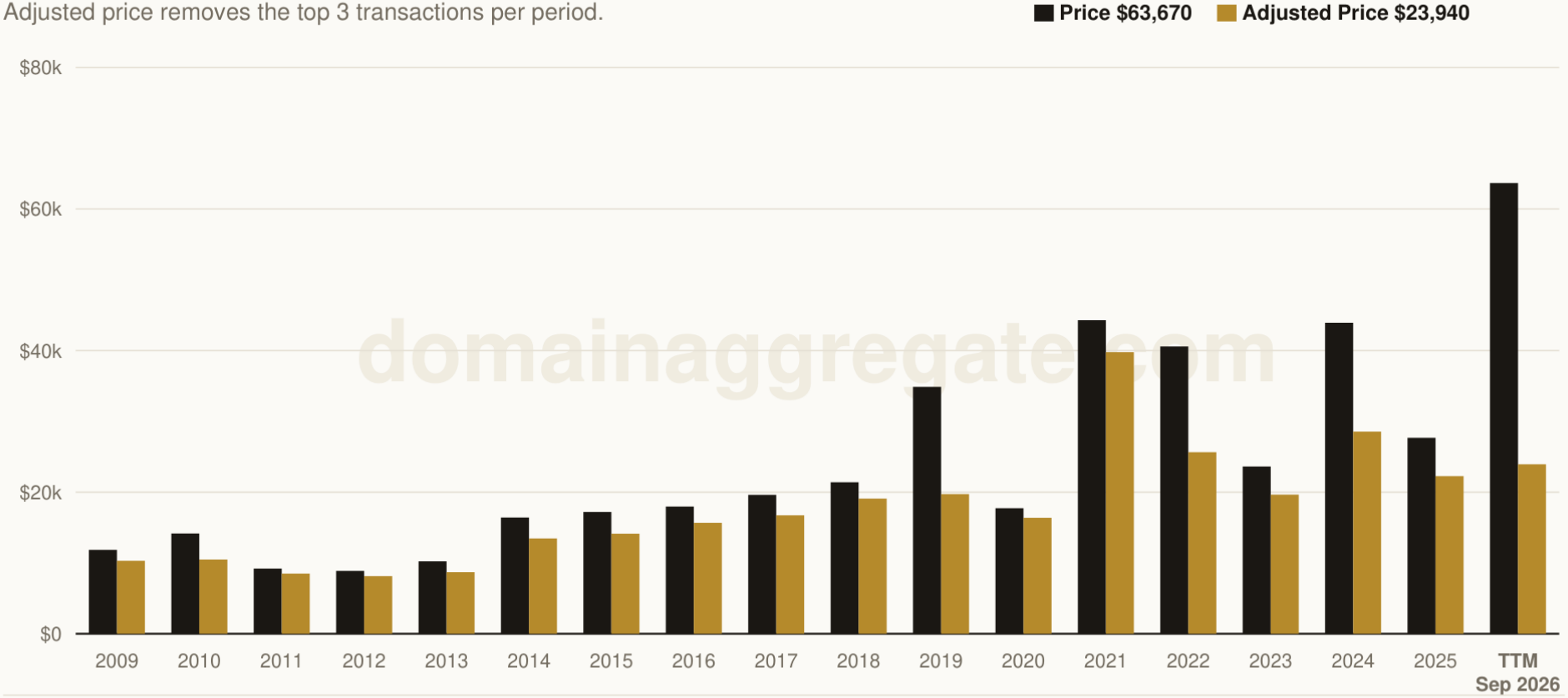

Source: URLV Domain Aggregate, url.ventures. CC BY 4.0. Data through Sep 20, 2026.

TTM Sep 2026 is chain-linked to the April 2026 reading.

domainaggregate.com

Stamp UVDA-2026-09-4092bd47

https://domainaggregate.com/chart/price-vs-adjusted/2009-2026/bar

URLV DOMAIN AGGREGATE

Price and Adjusted Price, 2016 to TTM Sep 2026

Adjusted price removes the top 3 transactions per period.

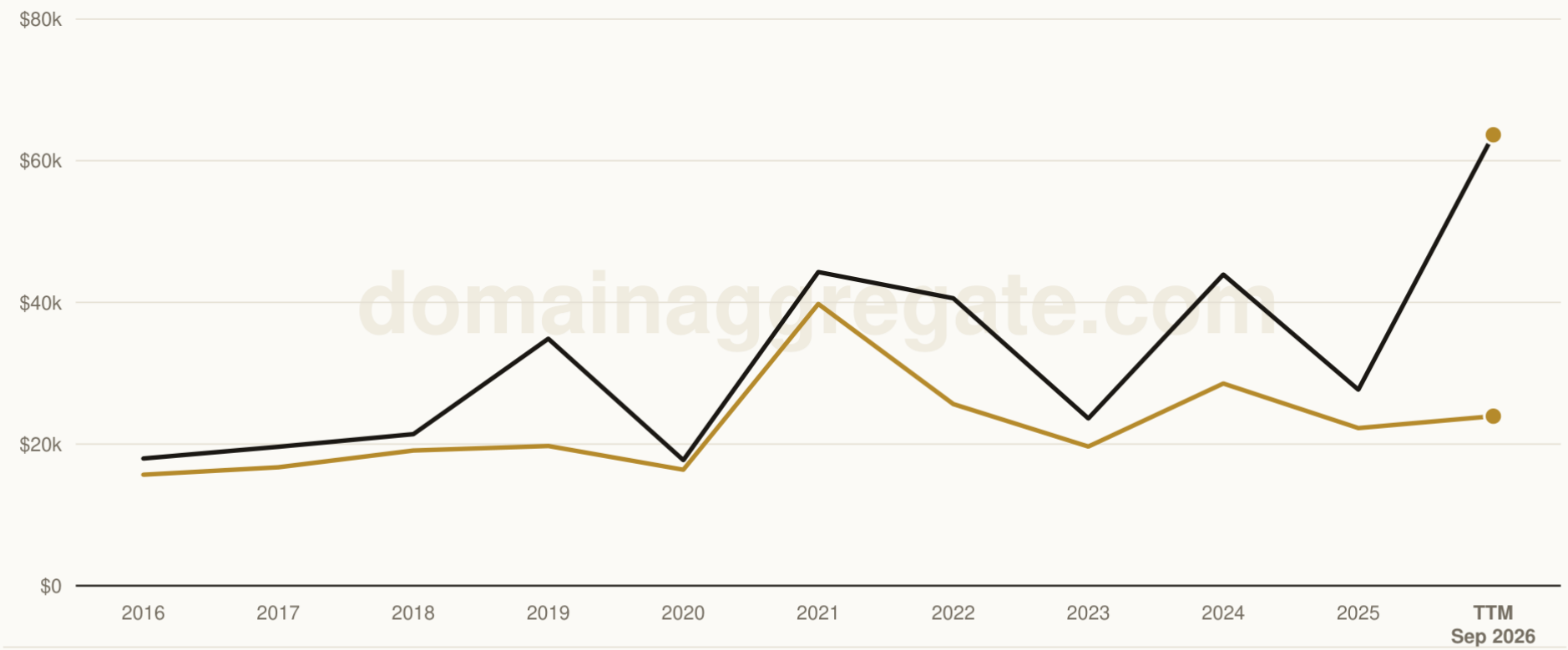

Source: URLV Domain Aggregate, url.ventures. CC BY 4.0. Data through Sep 20, 2026.

TTM Sep 2026 is chain-linked to the April 2026 reading.

domainaggregate.com

Stamp UVDA-2026-09-91a89660

https://domainaggregate.com/chart/price-vs-adjusted/2016-2026/line

URLV DOMAIN AGGREGATE

Price and Adjusted Price, 2016 to TTM Sep 2026

Adjusted price removes the top 3 transactions per period.

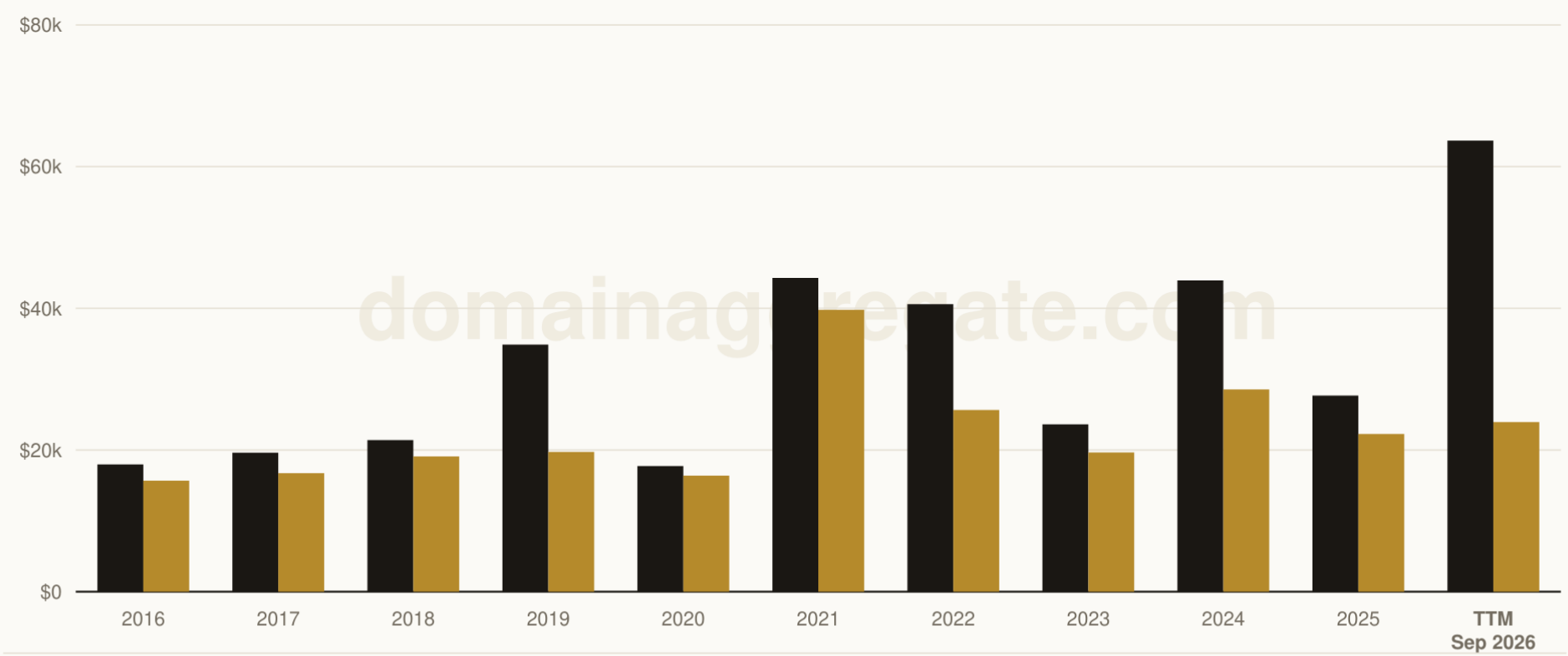

Source: URLV Domain Aggregate, url.ventures. CC BY 4.0. Data through Sep 20, 2026.

TTM Sep 2026 is chain-linked to the April 2026 reading.

domainaggregate.com

Stamp UVDA-2026-09-cb420f7b

https://domainaggregate.com/chart/price-vs-adjusted/2016-2026/bar

URLV DOMAIN AGGREGATE

Price and Adjusted Price, 2021 to TTM Sep 2026

Adjusted price removes the top 3 transactions per period.

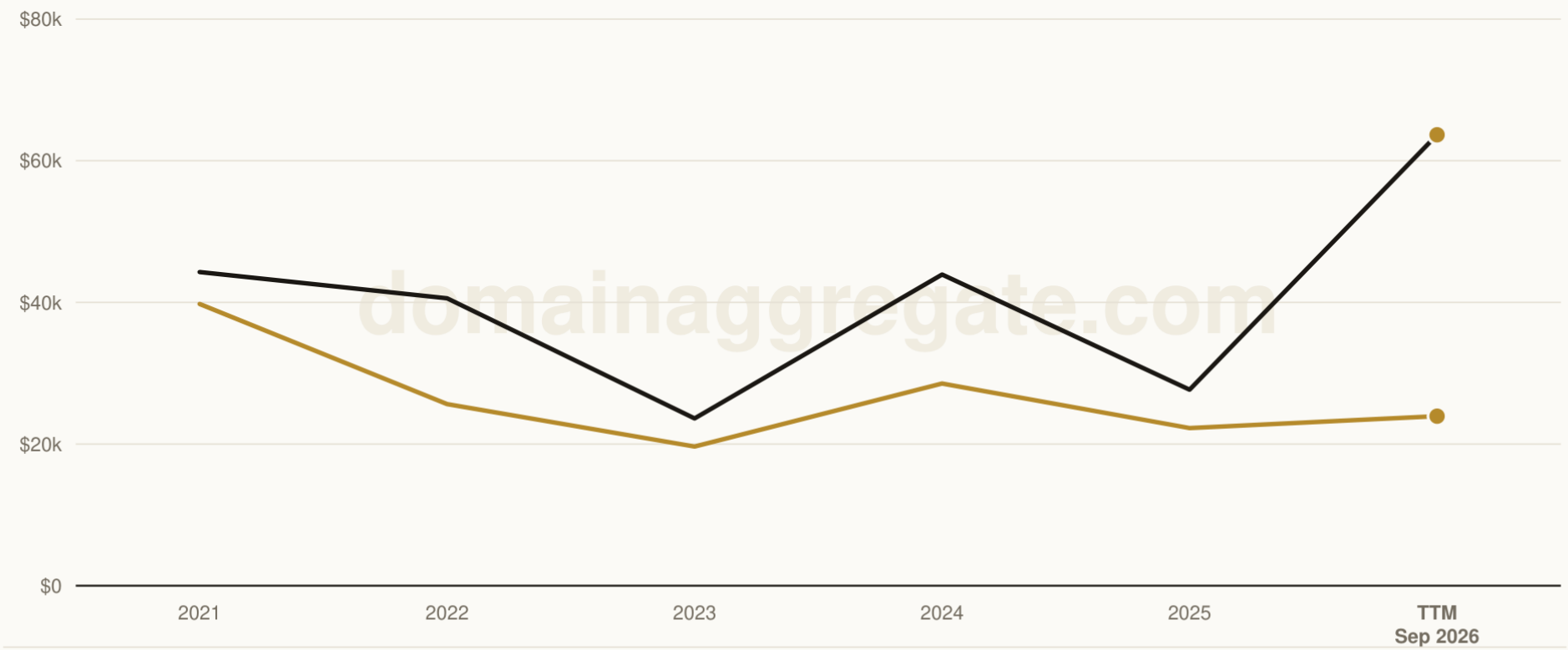

Source: URLV Domain Aggregate, url.ventures. CC BY 4.0. Data through Sep 20, 2026.

TTM Sep 2026 is chain-linked to the April 2026 reading.

domainaggregate.com

Stamp UVDA-2026-09-a76a10f6

https://domainaggregate.com/chart/price-vs-adjusted/2021-2026/line

URLV DOMAIN AGGREGATE

Price and Adjusted Price, 2021 to TTM Sep 2026

Adjusted price removes the top 3 transactions per period.

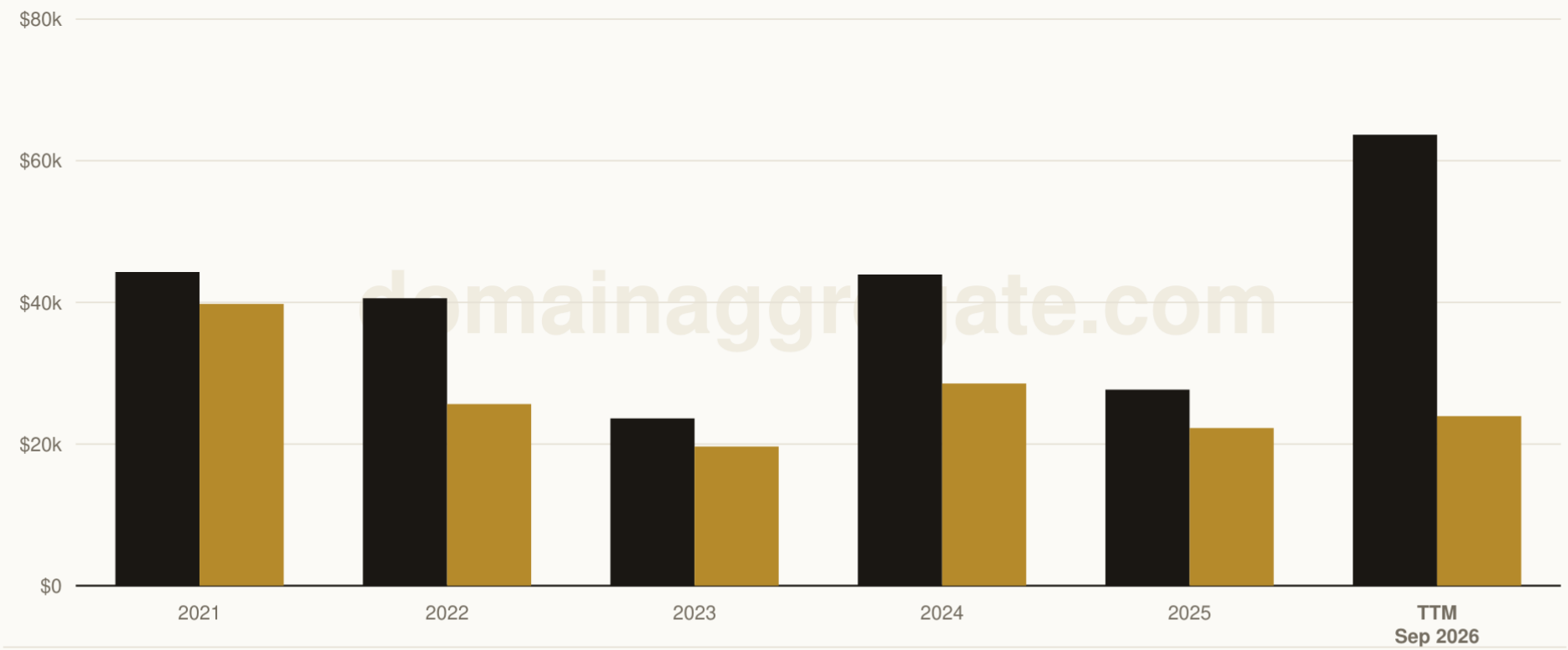

Source: URLV Domain Aggregate, url.ventures. CC BY 4.0. Data through Sep 20, 2026.

TTM Sep 2026 is chain-linked to the April 2026 reading.

domainaggregate.com

Stamp UVDA-2026-09-2ae7b801

https://domainaggregate.com/chart/price-vs-adjusted/2021-2026/bar

URLV DOMAIN AGGREGATE

Top 3 Premium, 2009 to TTM Sep 2026

Price relative to adjusted price.

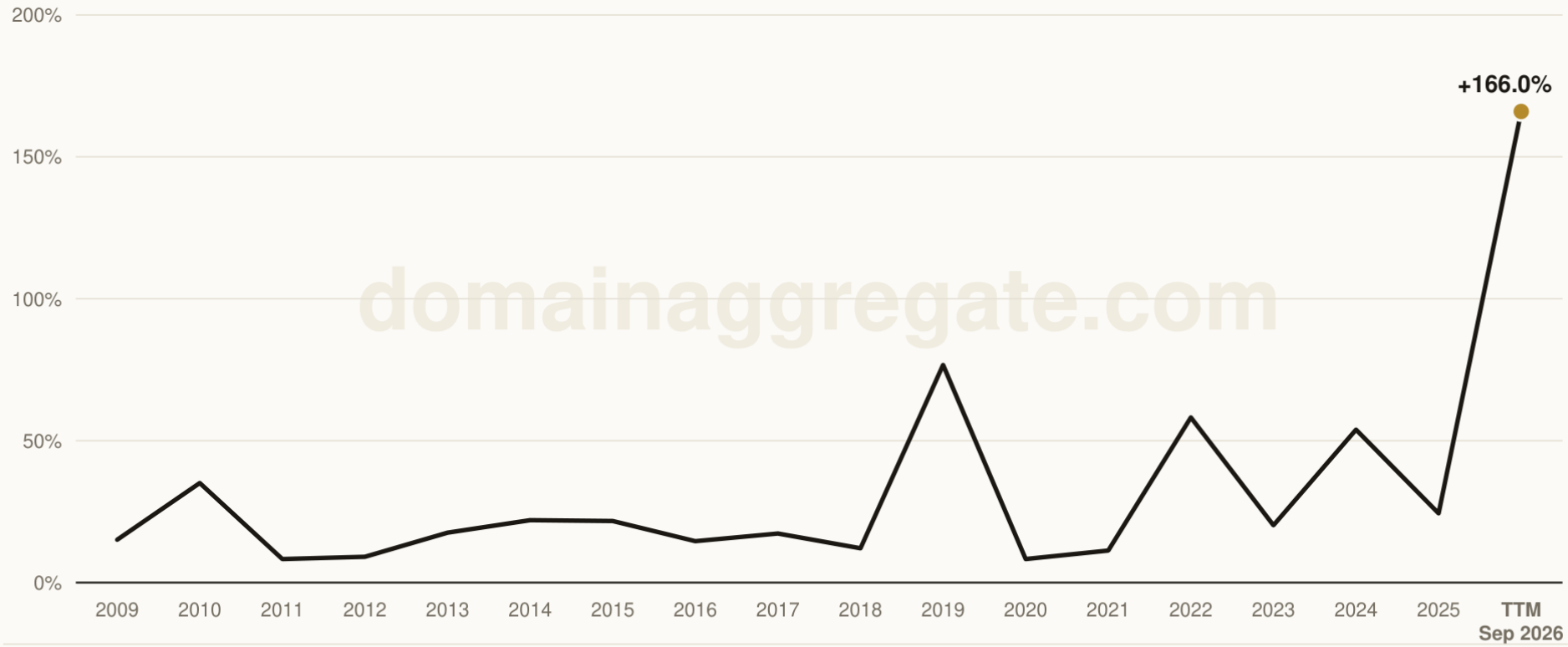

domainaggregate.com

Source: URLV Domain Aggregate, url.ventures. CC BY 4.0. Data through Sep 20, 2026.

TTM Sep 2026 is chain-linked to the April 2026 reading.

domainaggregate.com

Stamp UVDA-2026-09-9cd13f2d

https://domainaggregate.com/chart/premium/2009-2026/line

URLV DOMAIN AGGREGATE

Top 3 Premium, 2009 to TTM Sep 2026

Price relative to adjusted price.

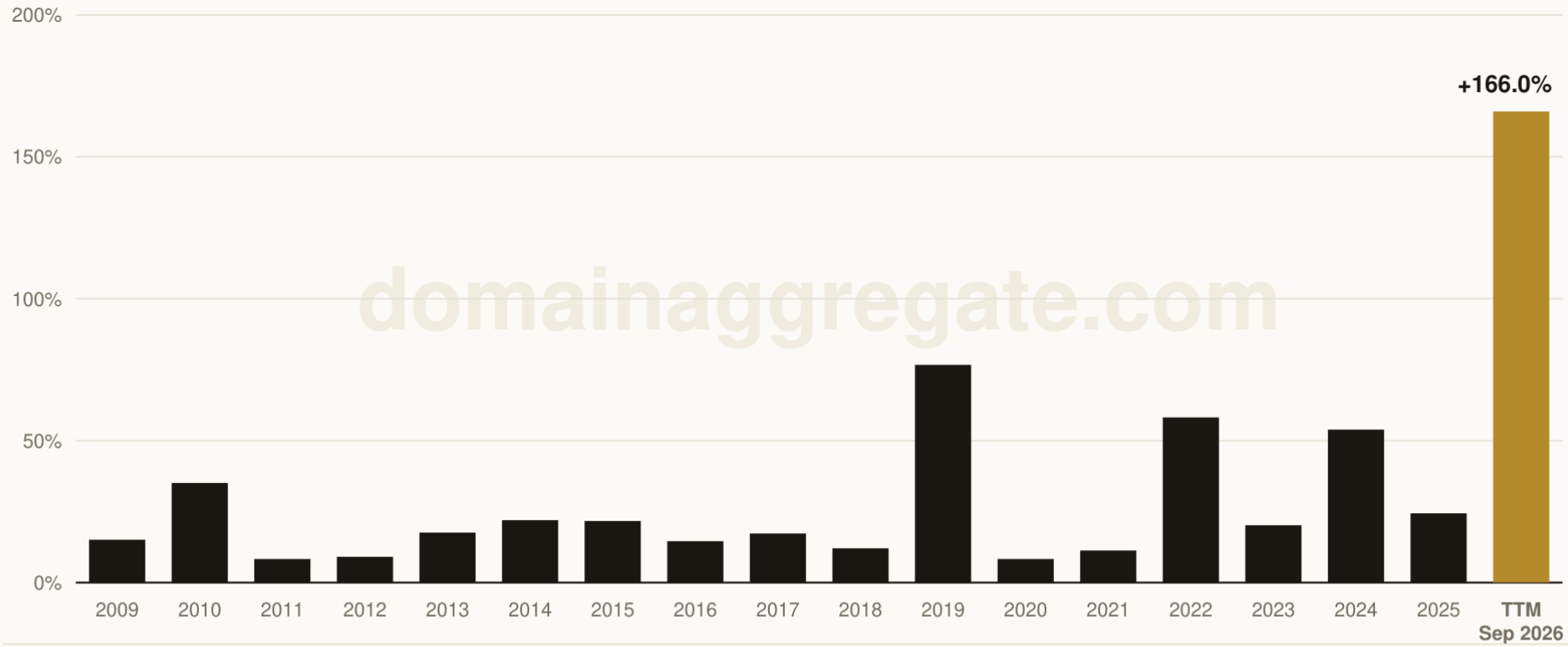

domainaggregate.com

Source: URLV Domain Aggregate, url.ventures. CC BY 4.0. Data through Sep 20, 2026.

TTM Sep 2026 is chain-linked to the April 2026 reading.

domainaggregate.com

Stamp UVDA-2026-09-4b72cb3c

https://domainaggregate.com/chart/premium/2009-2026/bar

URLV DOMAIN AGGREGATE

Top 3 Premium, 2016 to TTM Sep 2026

Price relative to adjusted price.

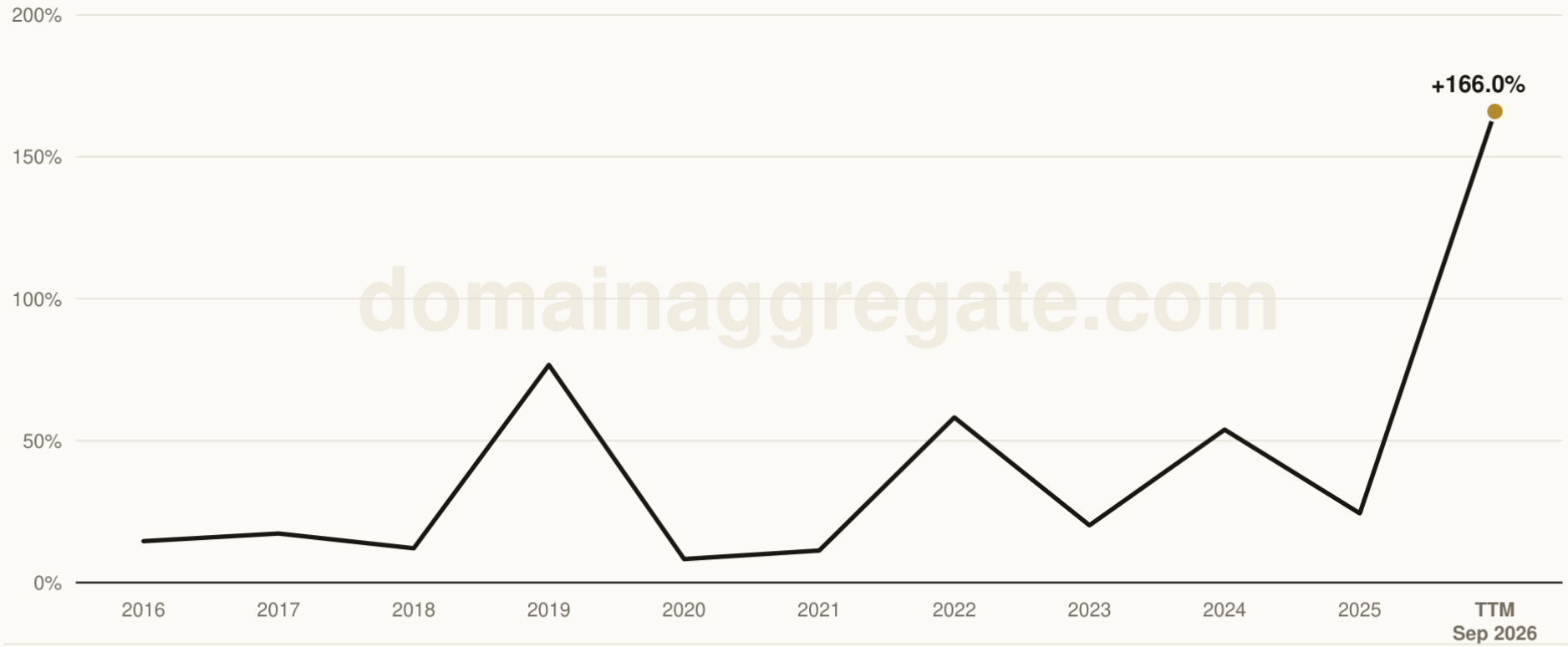

domainaggregate.com

Source: URLV Domain Aggregate, url.ventures. CC BY 4.0. Data through Sep 20, 2026.

TTM Sep 2026 is chain-linked to the April 2026 reading.

domainaggregate.com

Stamp UVDA-2026-09-c5e5dfe5

https://domainaggregate.com/chart/premium/2016-2026/line

URLV DOMAIN AGGREGATE

Top 3 Premium, 2016 to TTM Sep 2026

Price relative to adjusted price.

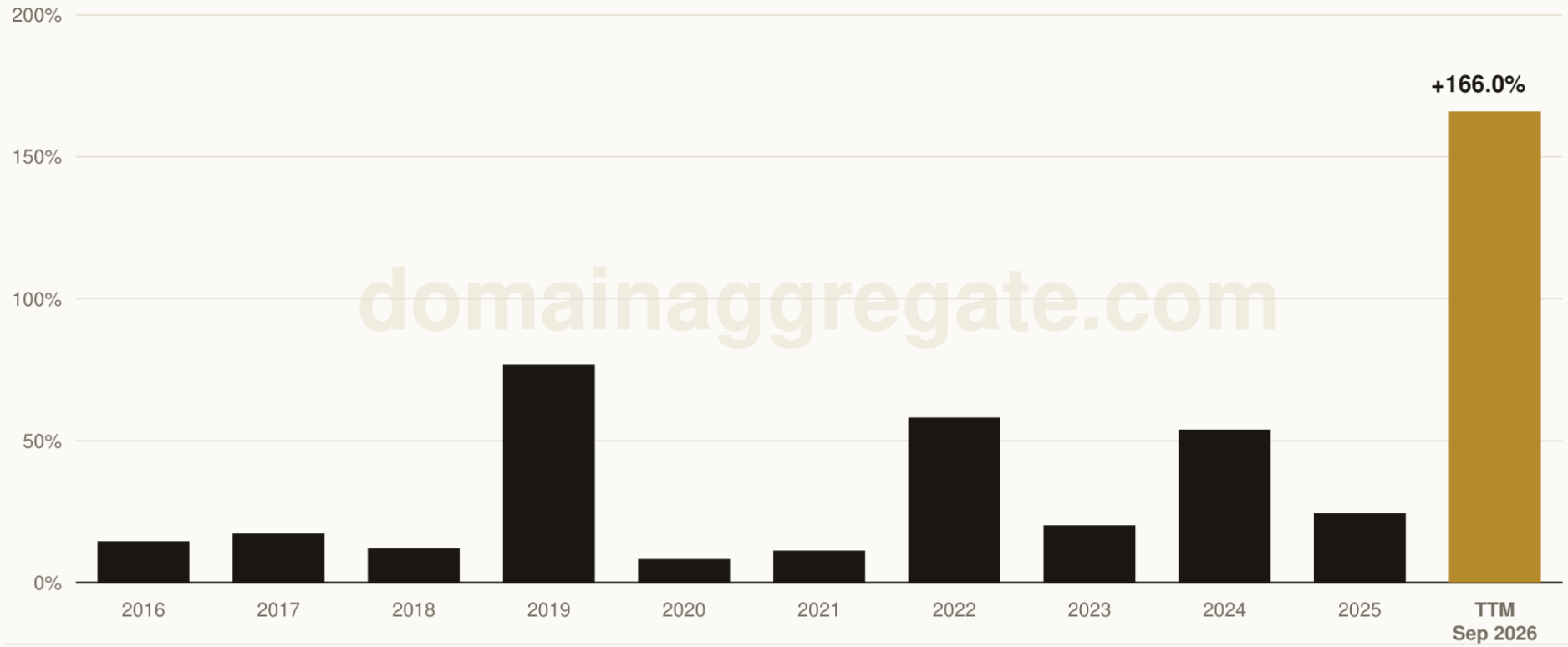

domainaggregate.com

Source: URLV Domain Aggregate, url.ventures. CC BY 4.0. Data through Sep 20, 2026.

TTM Sep 2026 is chain-linked to the April 2026 reading.

domainaggregate.com

Stamp UVDA-2026-09-45e05ef4

https://domainaggregate.com/chart/premium/2016-2026/bar

URLV DOMAIN AGGREGATE

Top 3 Premium, 2021 to TTM Sep 2026

Price relative to adjusted price.

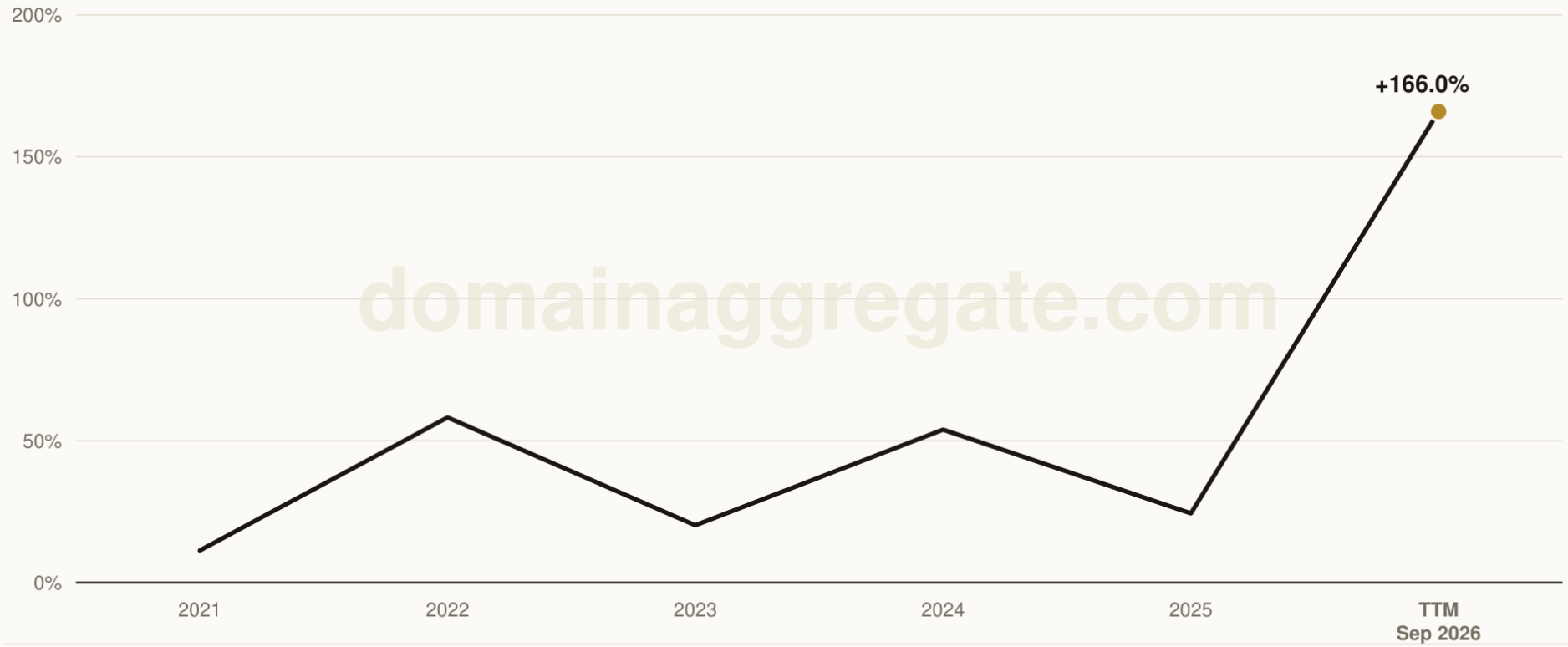

domainaggregate.com

Source: URLV Domain Aggregate, url.ventures. CC BY 4.0. Data through Sep 20, 2026.

TTM Sep 2026 is chain-linked to the April 2026 reading.

domainaggregate.com

Stamp UVDA-2026-09-20aace0b

https://domainaggregate.com/chart/premium/2021-2026/line

URLV DOMAIN AGGREGATE

Top 3 Premium, 2021 to TTM Sep 2026

Price relative to adjusted price.

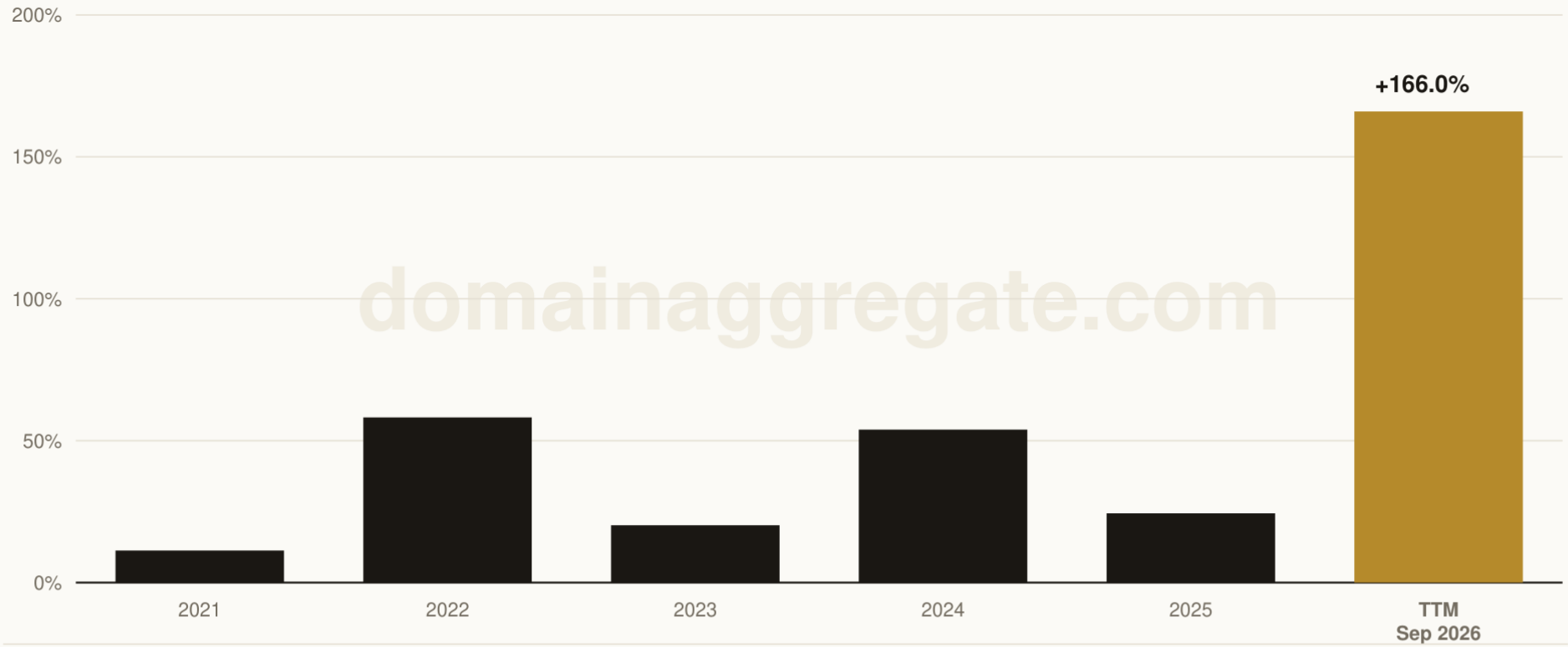

domainaggregate.com

Source: URLV Domain Aggregate, url.ventures. CC BY 4.0. Data through Sep 20, 2026.

TTM Sep 2026 is chain-linked to the April 2026 reading.

domainaggregate.com

Stamp UVDA-2026-09-6fa8316a

https://domainaggregate.com/chart/premium/2021-2026/bar



CHARTS

Market Activity

18 charts

Photo: Aditya Vyas on Unsplash

URLV DOMAIN AGGREGATE

Qualifying Transactions, 2009 to TTM Sep 2026

Count of qualifying reported transactions.

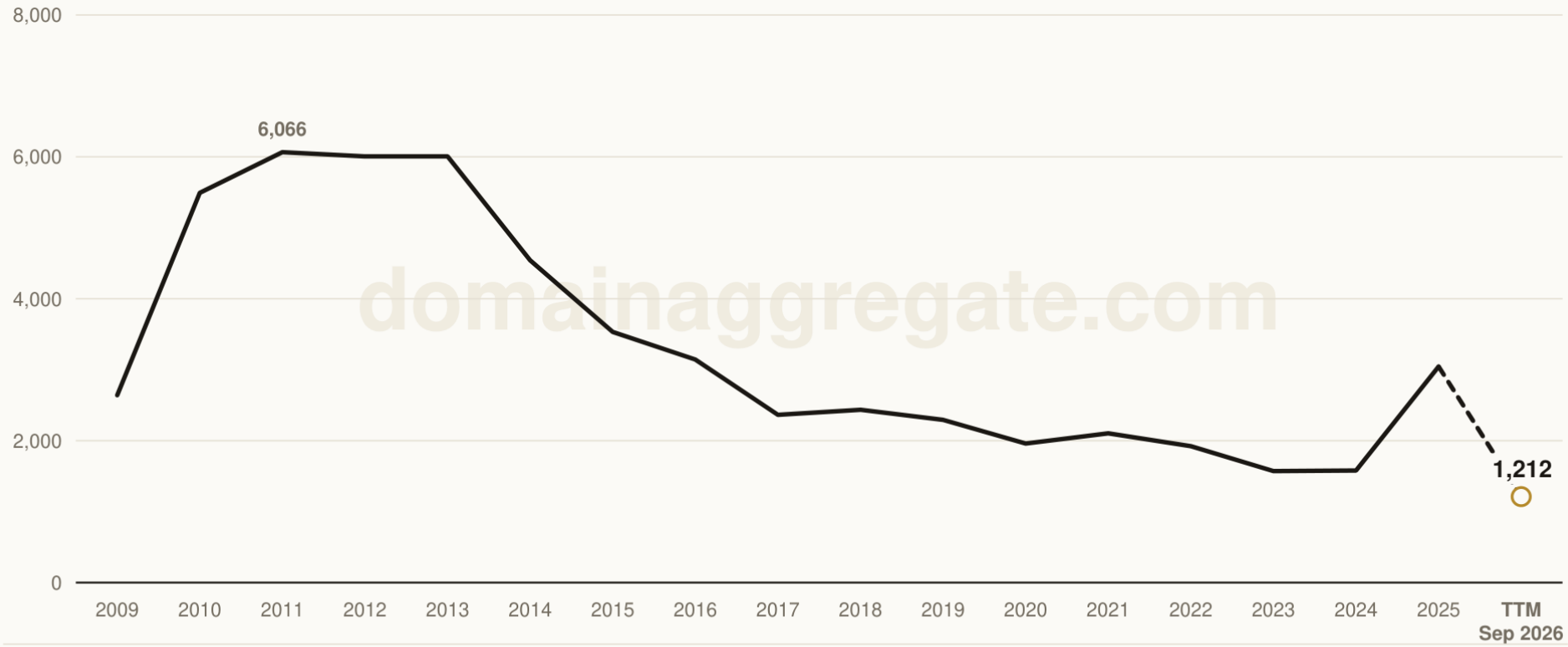

Source: URLV Domain Aggregate, url.ventures. CC BY 4.0. Data through Sep 20, 2026.

Reflects DNJournal published reports after 2025; not comparable with prior rows.

domainaggregate.com

Stamp UVDA-2026-09-6cbf3500

https://domainaggregate.com/chart/sales/2009-2026/line

URLV DOMAIN AGGREGATE

Qualifying Transactions, 2009 to TTM Sep 2026

Count of qualifying reported transactions.

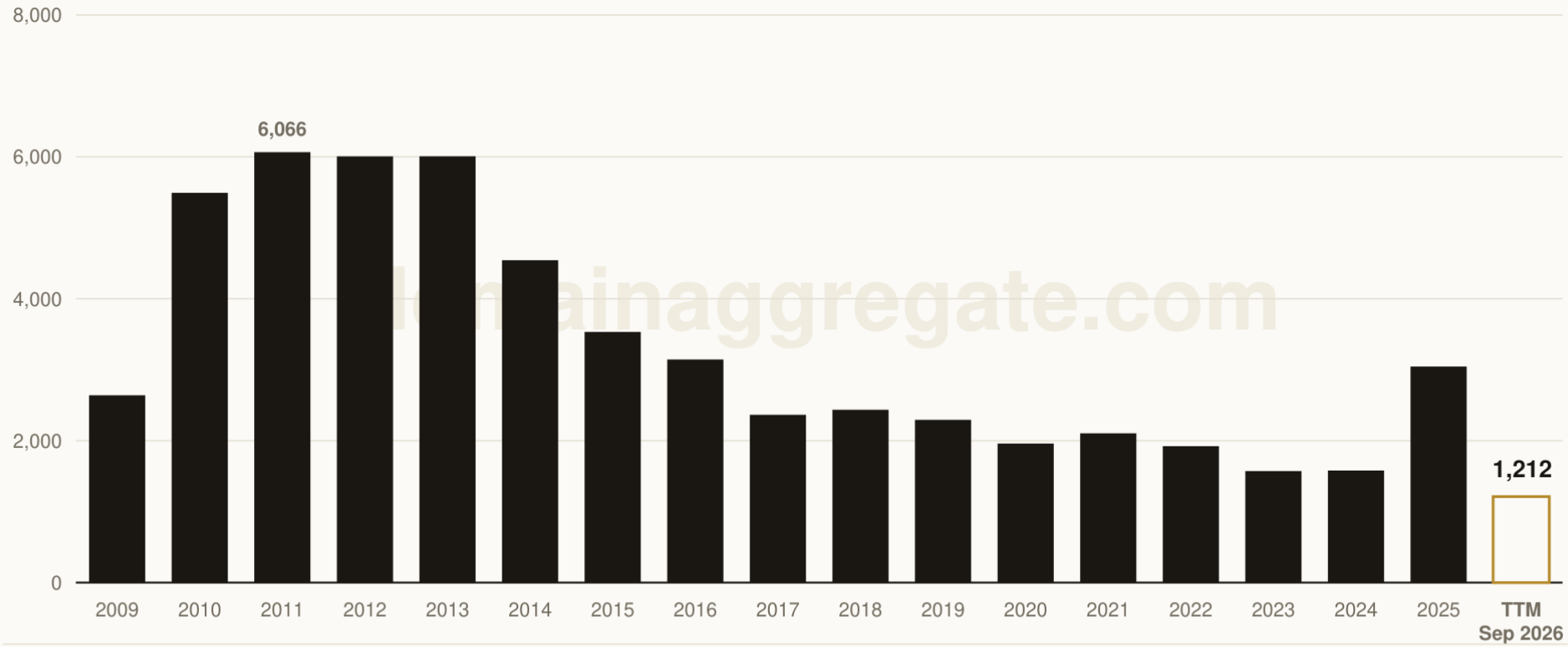

Source: URLV Domain Aggregate, url.ventures. CC BY 4.0. Data through Sep 20, 2026.

Reflects DNJournal published reports after 2025; not comparable with prior rows.

domainaggregate.com

Stamp UVDA-2026-09-37d1df1b

https://domainaggregate.com/chart/sales/2009-2026/bar

URLV DOMAIN AGGREGATE

Qualifying Transactions, 2016 to TTM Sep 2026

Count of qualifying reported transactions.

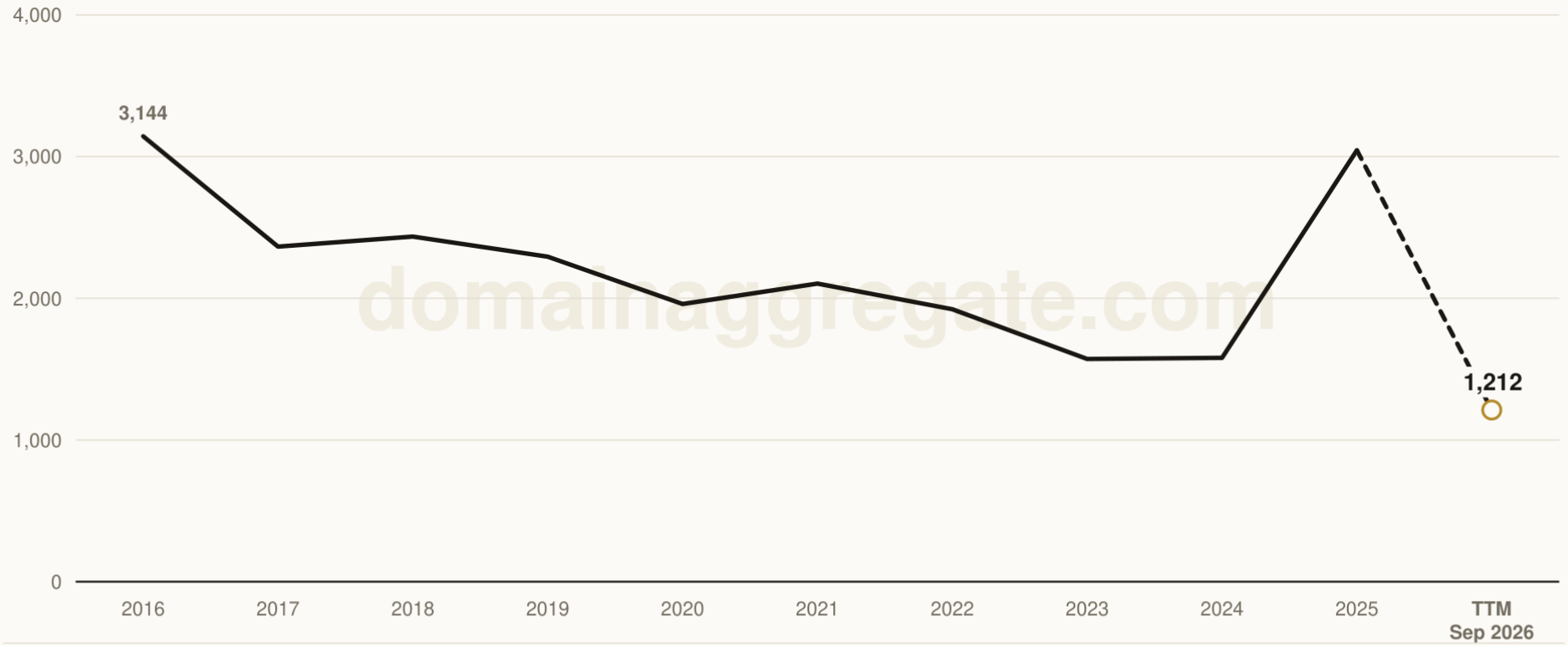

Source: URLV Domain Aggregate, url.ventures. CC BY 4.0. Data through Sep 20, 2026.

domainaggregate.com

Reflects DNJournal published reports after 2025; not comparable with prior rows.

Stamp UVDA-2026-09-e621fdcc

https://domainaggregate.com/chart/sales/2016-2026/line

URLV DOMAIN AGGREGATE

Qualifying Transactions, 2016 to TTM Sep 2026

Count of qualifying reported transactions.

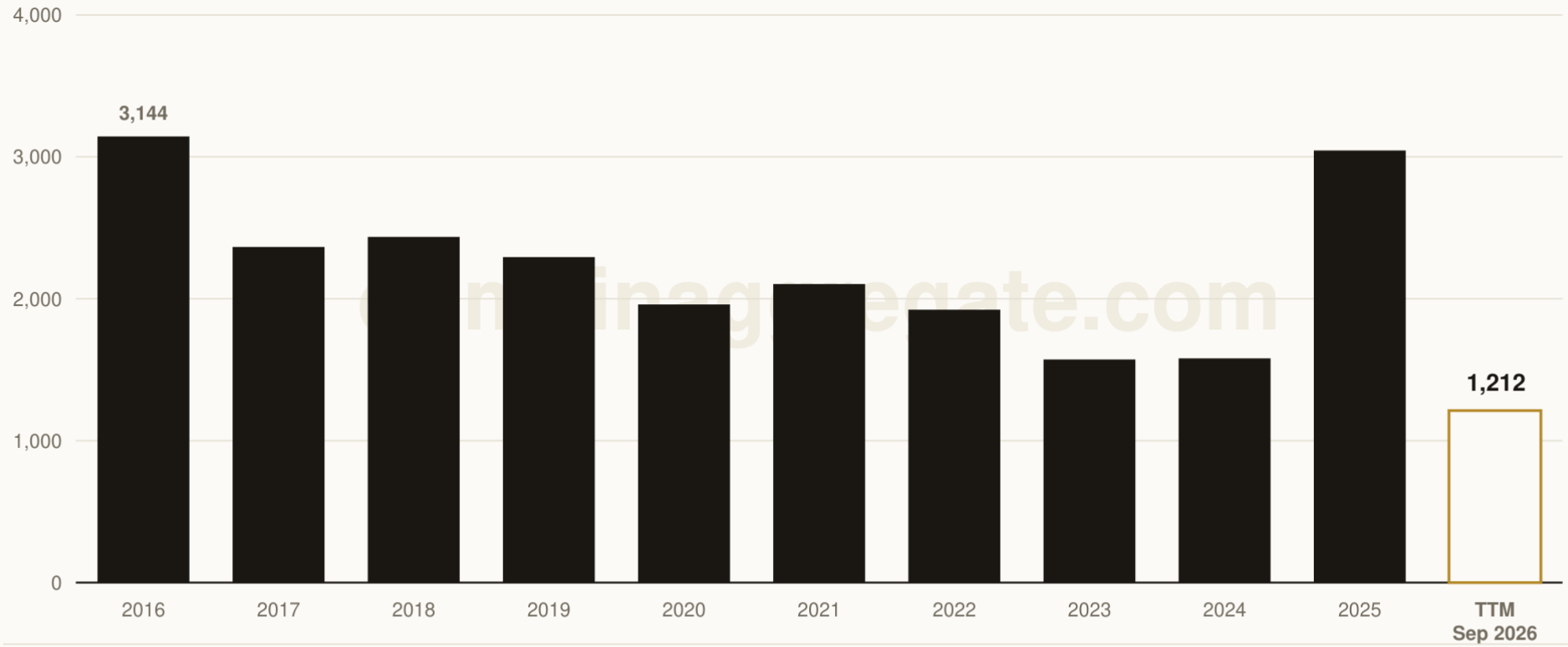

Source: URLV Domain Aggregate, url.ventures. CC BY 4.0. Data through Sep 20, 2026.

Reflects DNJournal published reports after 2025; not comparable with prior rows.

domainaggregate.com

Stamp UVDA-2026-09-eb400207

https://domainaggregate.com/chart/sales/2016-2026/bar

URLV DOMAIN AGGREGATE

Qualifying Transactions, 2021 to TTM Sep 2026

Count of qualifying reported transactions.

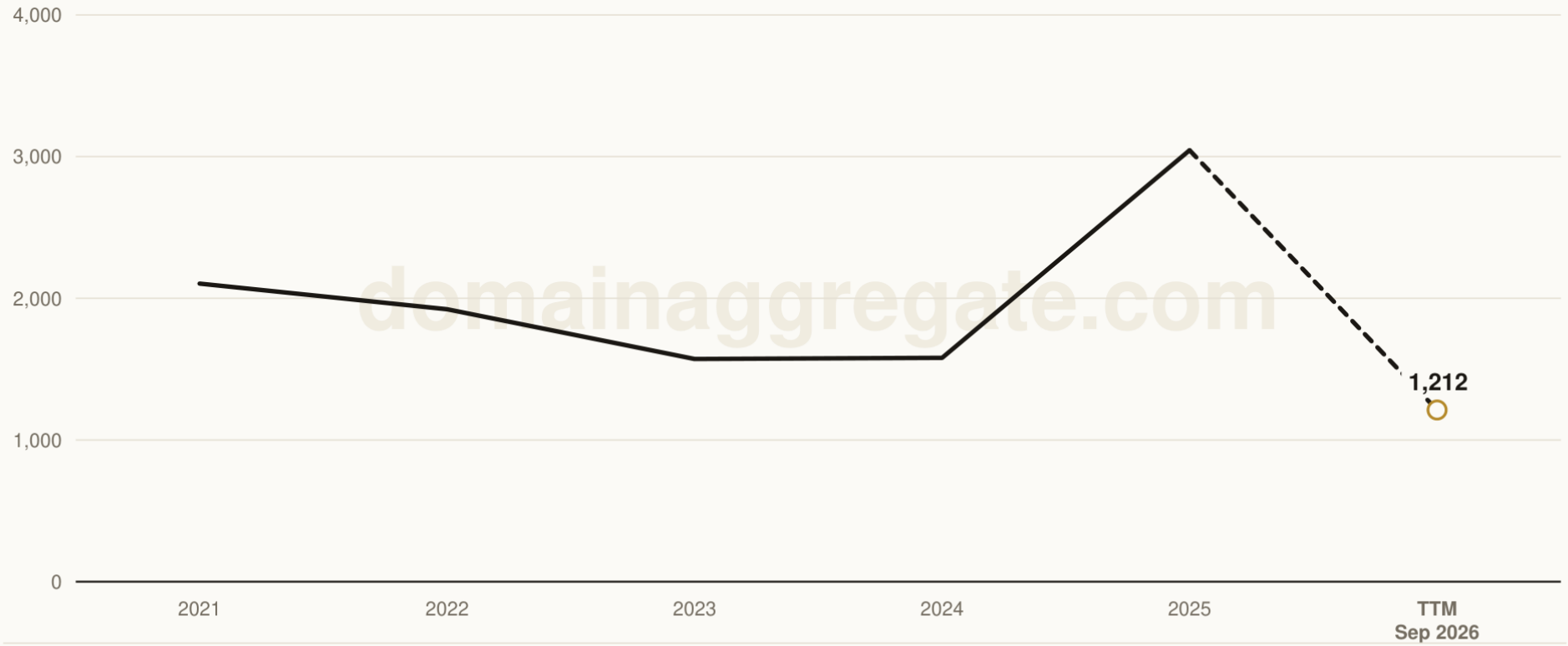

Source: URLV Domain Aggregate, url.ventures. CC BY 4.0. Data through Sep 20, 2026.

Reflects DNJournal published reports after 2025; not comparable with prior rows.

domainaggregate.com

Stamp UVDA-2026-09-ae08ff4a

https://domainaggregate.com/chart/sales/2021-2026/line

URLV DOMAIN AGGREGATE

Qualifying Transactions, 2021 to TTM Sep 2026

Count of qualifying reported transactions.

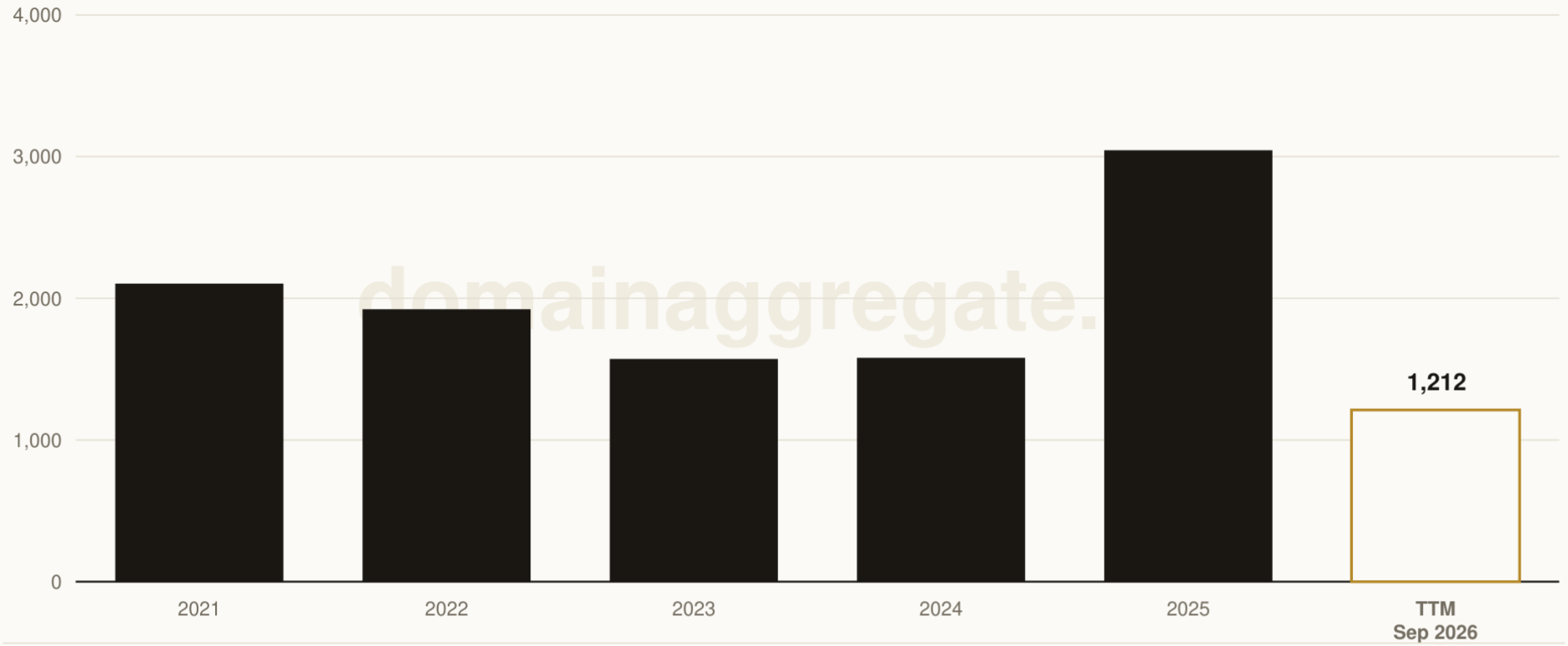

Source: URLV Domain Aggregate, url.ventures. CC BY 4.0. Data through Sep 20, 2026.

Reflects DNJournal published reports after 2025; not comparable with prior rows.

domainaggregate.com

Stamp UVDA-2026-09-63acdc25

https://domainaggregate.com/chart/sales/2021-2026/bar

URLV DOMAIN AGGREGATE

Transaction Volume, 2009 to TTM Sep 2026

Total value of qualifying reported transactions.

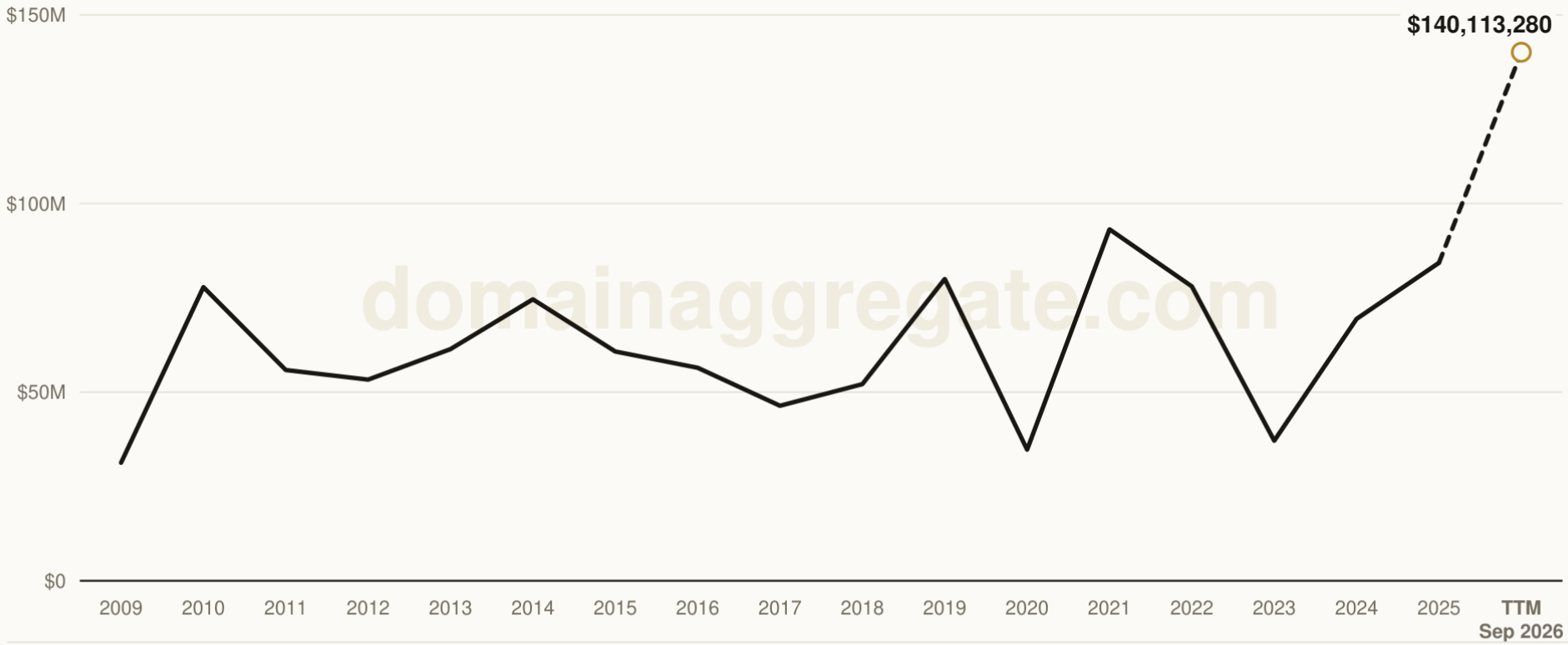

Source: URLV Domain Aggregate, url.ventures. CC BY 4.0. Data through Sep 20, 2026.

domainaggregate.com

Reflects DNJournal published reports after 2025; not comparable with prior rows.

Stamp UVDA-2026-09-df0480f4

https://domainaggregate.com/chart/volume/2009-2026/line

URLV DOMAIN AGGREGATE

Transaction Volume, 2009 to TTM Sep 2026

Total value of qualifying reported transactions.

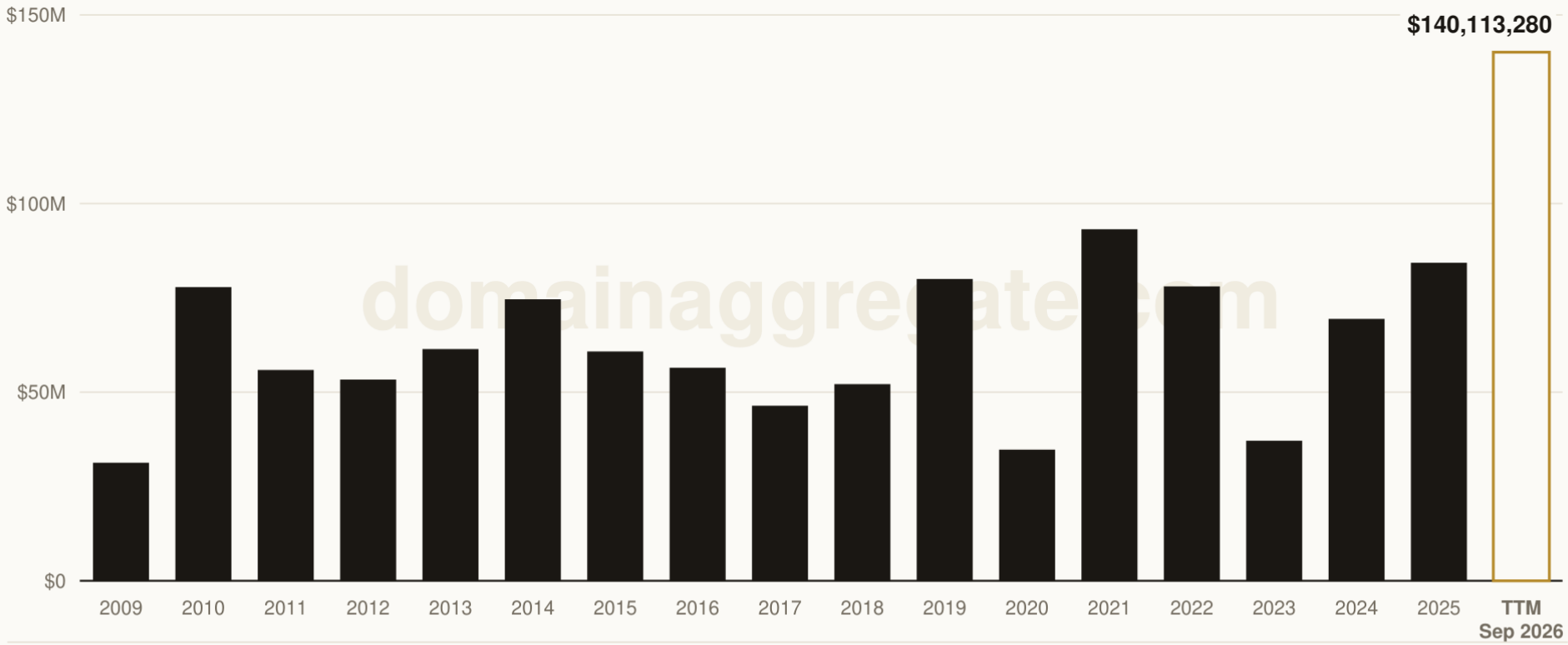

Source: URLV Domain Aggregate, url.ventures. CC BY 4.0. Data through Sep 20, 2026.

Reflects DNJournal published reports after 2025; not comparable with prior rows.

domainaggregate.com

Stamp UVDA-2026-09-86e3512f

https://domainaggregate.com/chart/volume/2009-2026/bar

URLV DOMAIN AGGREGATE

Transaction Volume, 2016 to TTM Sep 2026

Total value of qualifying reported transactions.

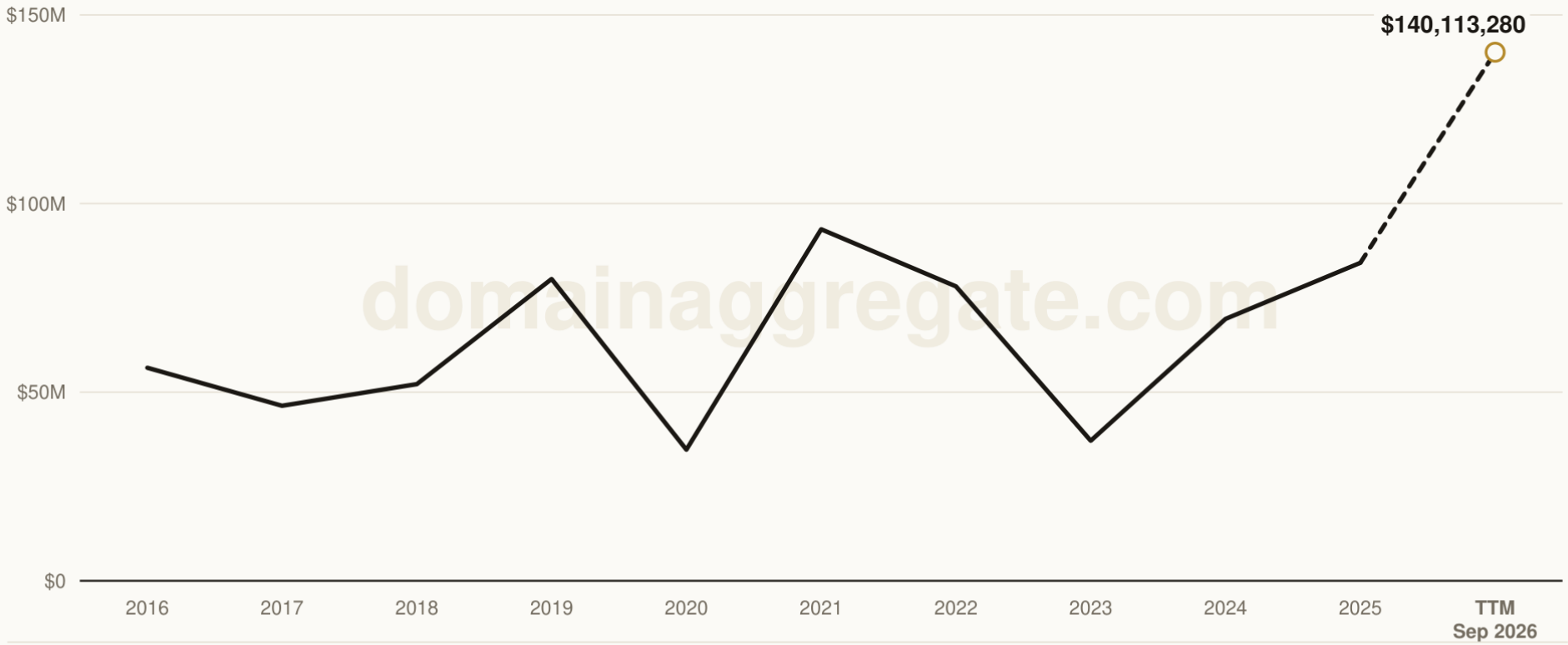

Source: URLV Domain Aggregate, url.ventures. CC BY 4.0. Data through Sep 20, 2026.

domainaggregate.com

Reflects DNJournal published reports after 2025; not comparable with prior rows.

Stamp UVDA-2026-09-04546798

https://domainaggregate.com/chart/volume/2016-2026/line

URLV DOMAIN AGGREGATE

Transaction Volume, 2016 to TTM Sep 2026

Total value of qualifying reported transactions.

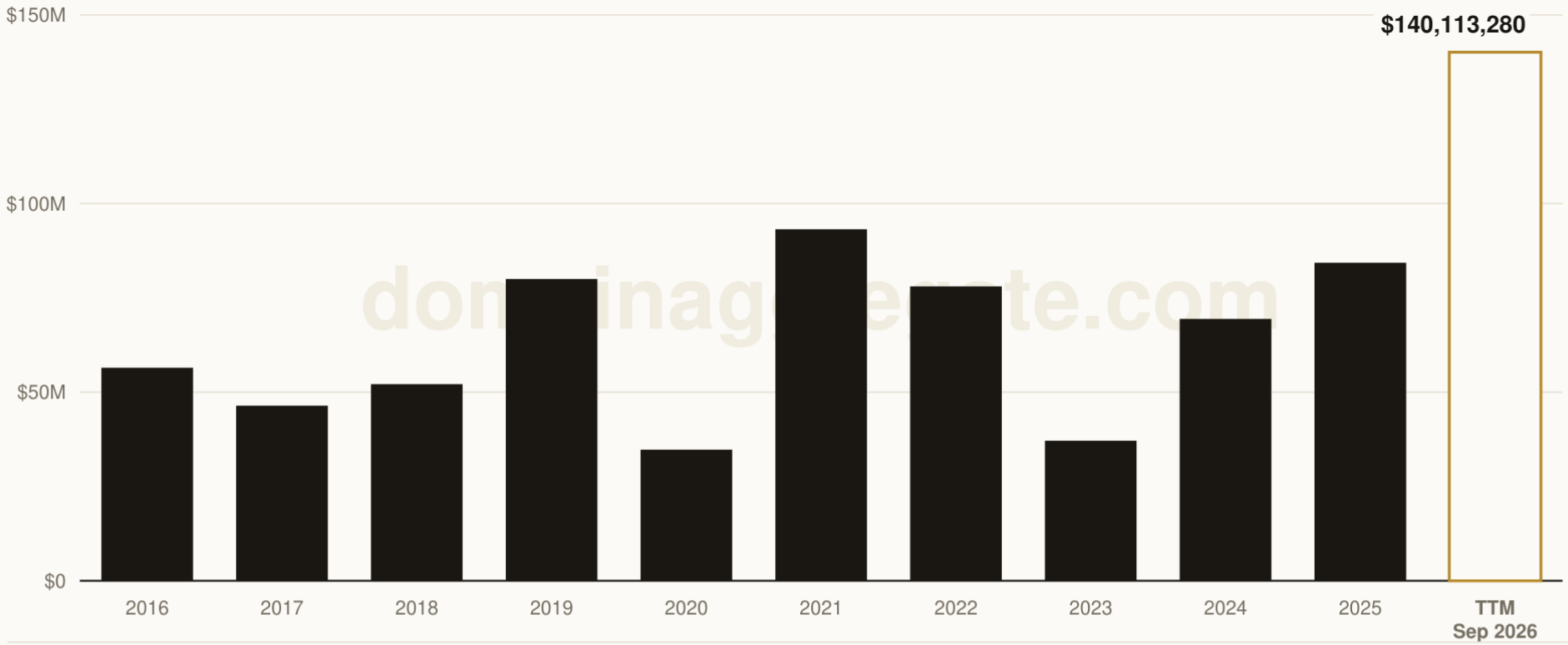

Source: URLV Domain Aggregate, url.ventures. CC BY 4.0. Data through Sep 20, 2026.

Reflects DNJournal published reports after 2025; not comparable with prior rows.

domainaggregate.com

Stamp UVDA-2026-09-05bd1a13

https://domainaggregate.com/chart/volume/2016-2026/bar

URLV DOMAIN AGGREGATE

Transaction Volume, 2021 to TTM Sep 2026

Total value of qualifying reported transactions.

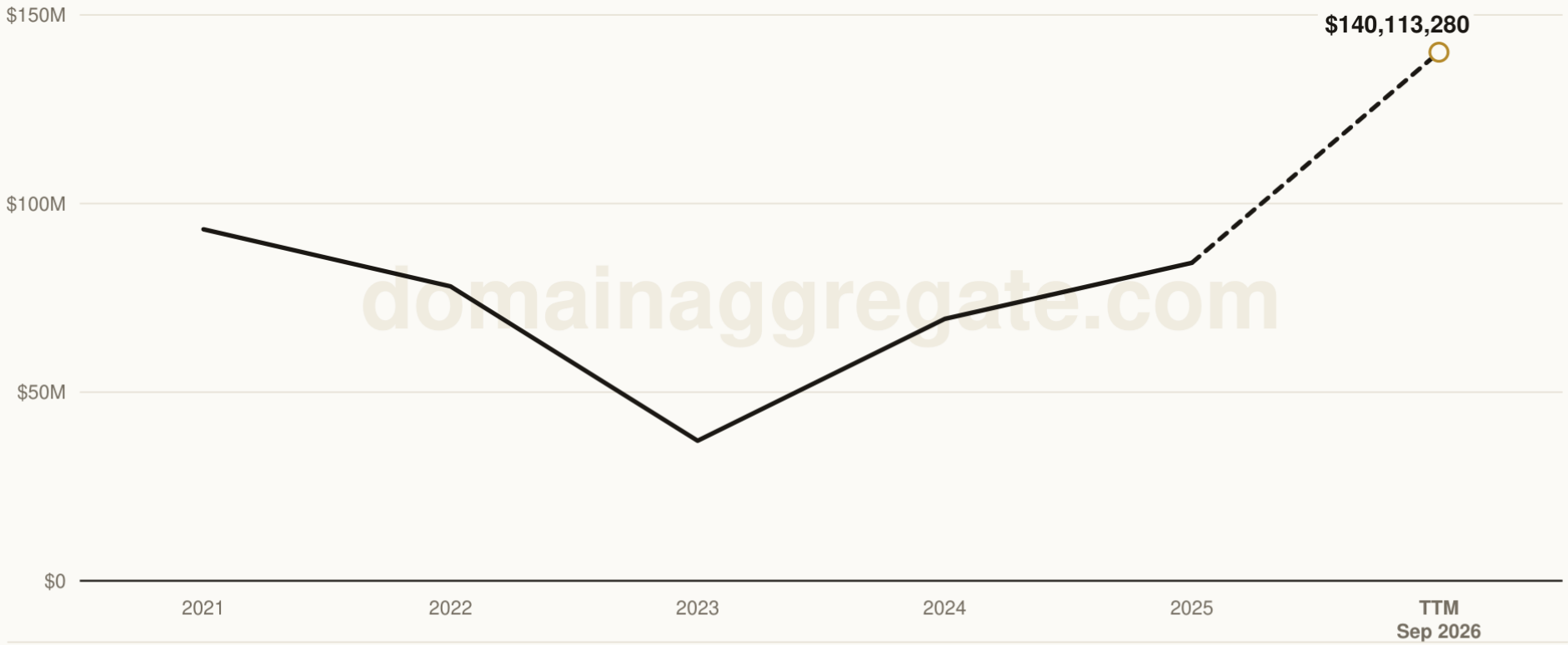

Source: URLV Domain Aggregate, url.ventures. CC BY 4.0. Data through Sep 20, 2026.

Reflects DNJournal published reports after 2025; not comparable with prior rows.

domainaggregate.com

Stamp UVDA-2026-09-5e829dee

https://domainaggregate.com/chart/volume/2021-2026/line

URLV DOMAIN AGGREGATE

Transaction Volume, 2021 to TTM Sep 2026

Total value of qualifying reported transactions.

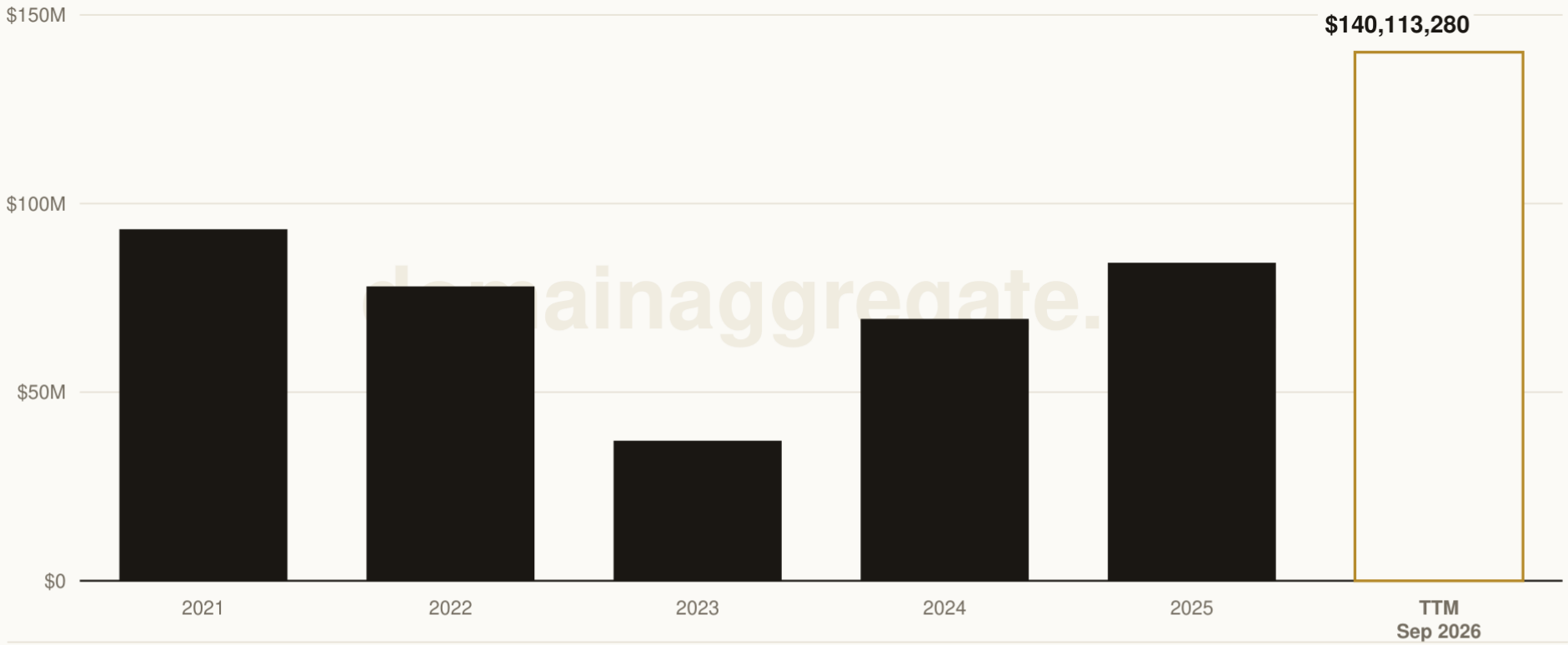

Source: URLV Domain Aggregate, url.ventures. CC BY 4.0. Data through Sep 20, 2026.

Reflects DNJournal published reports after 2025; not comparable with prior rows.

domainaggregate.com

Stamp UVDA-2026-09-91467dd9

https://domainaggregate.com/chart/volume/2021-2026/bar

URLV DOMAIN AGGREGATE

Top 3 Share, 2009 to TTM Sep 2026

Share of period volume from the three largest transactions.

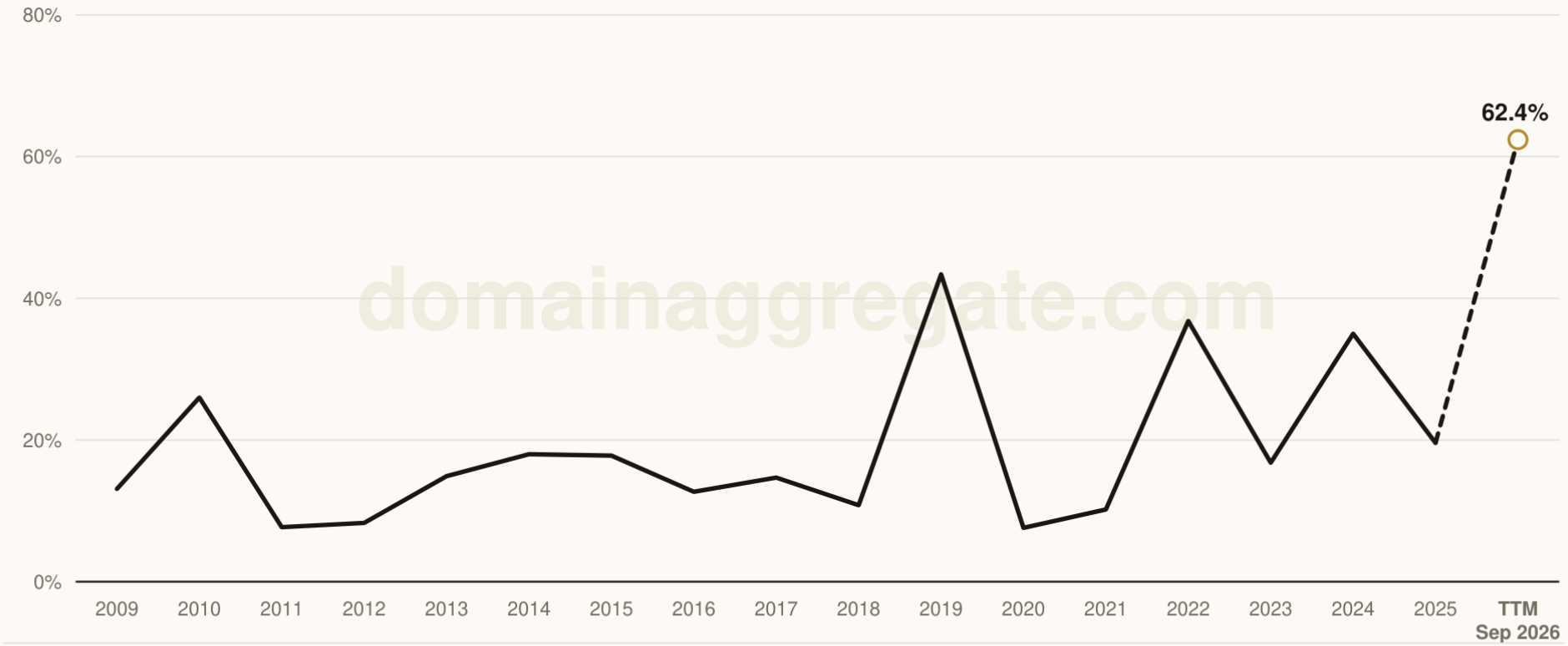

domainaggregate.com

Source: URLV Domain Aggregate, url.ventures. CC BY 4.0. Data through Sep 20, 2026.

domainaggregate.com

Reflects DNJournal published reports after 2025; not comparable with prior rows.

Stamp UVDA-2026-09-c2fcfd7e

https://domainaggregate.com/chart/top3/2009-2026/line

URLV DOMAIN AGGREGATE

Top 3 Share, 2009 to TTM Sep 2026

Share of period volume from the three largest transactions.

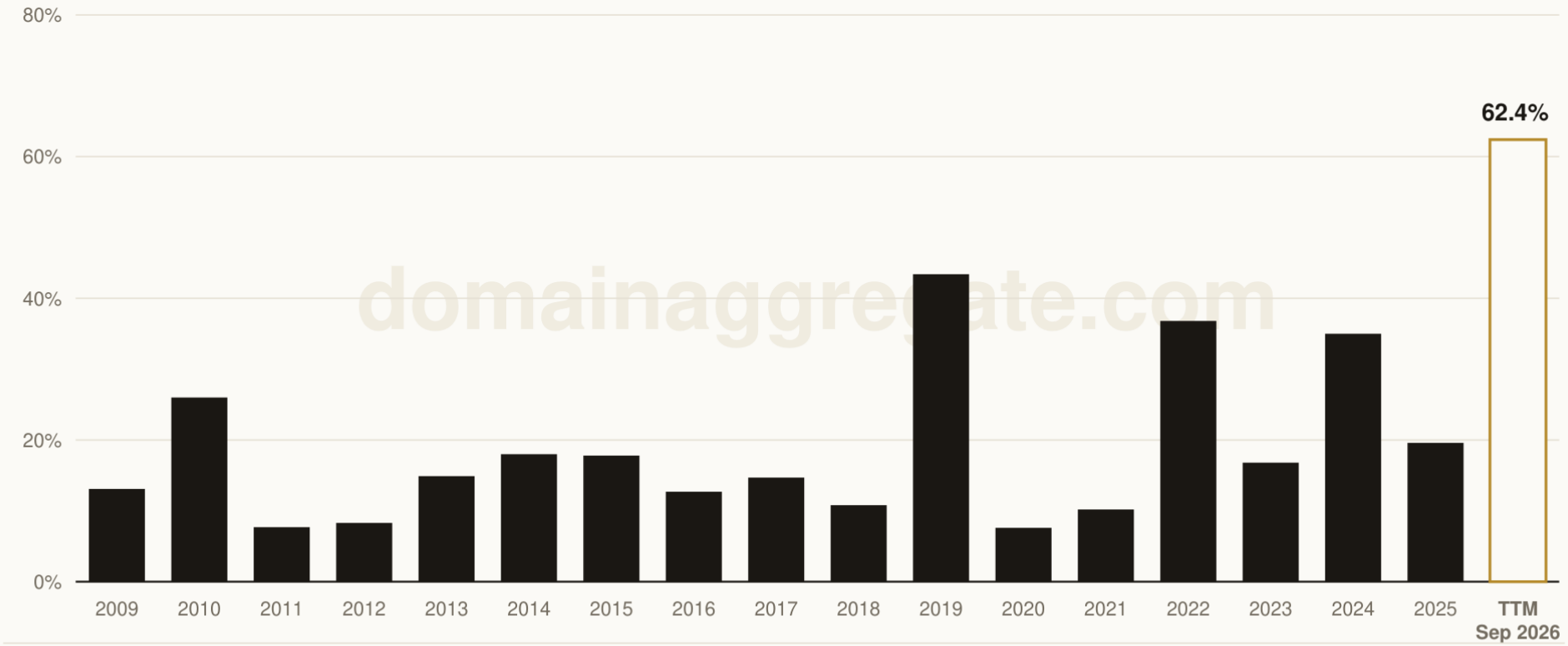

domainaggregate.com

Source: URLV Domain Aggregate, url.ventures. CC BY 4.0. Data through Sep 20, 2026.

Reflects DNJournal published reports after 2025; not comparable with prior rows.

domainaggregate.com

Stamp UVDA-2026-09-d7edee69

https://domainaggregate.com/chart/top3/2009-2026/bar

URLV DOMAIN AGGREGATE

Top 3 Share, 2016 to TTM Sep 2026

Share of period volume from the three largest transactions.

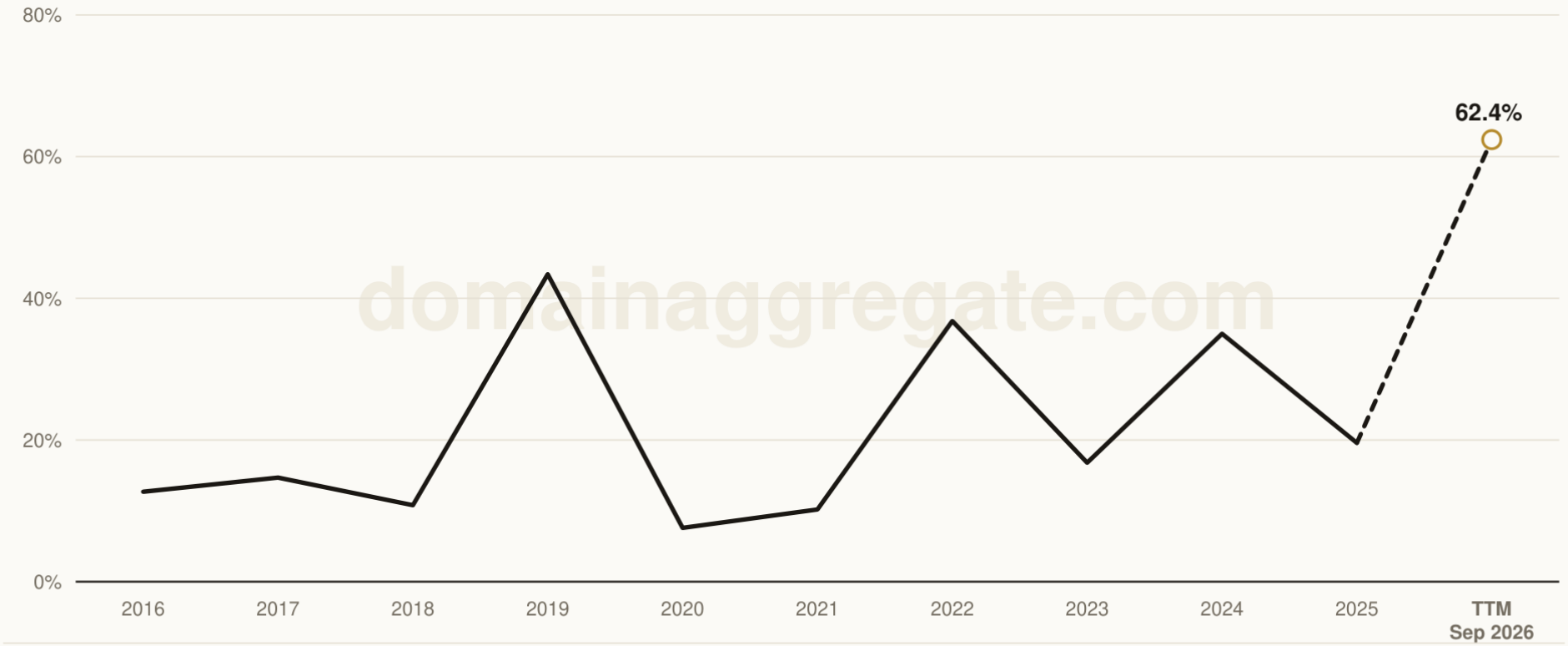

domainaggregate.com

Source: URLV Domain Aggregate, url.ventures. CC BY 4.0. Data through Sep 20, 2026.

domainaggregate.com

Reflects DNJournal published reports after 2025; not comparable with prior rows.

Stamp UVDA-2026-09-4f302e2e

https://domainaggregate.com/chart/top3/2016-2026/line

URLV DOMAIN AGGREGATE

Top 3 Share, 2016 to TTM Sep 2026

Share of period volume from the three largest transactions.

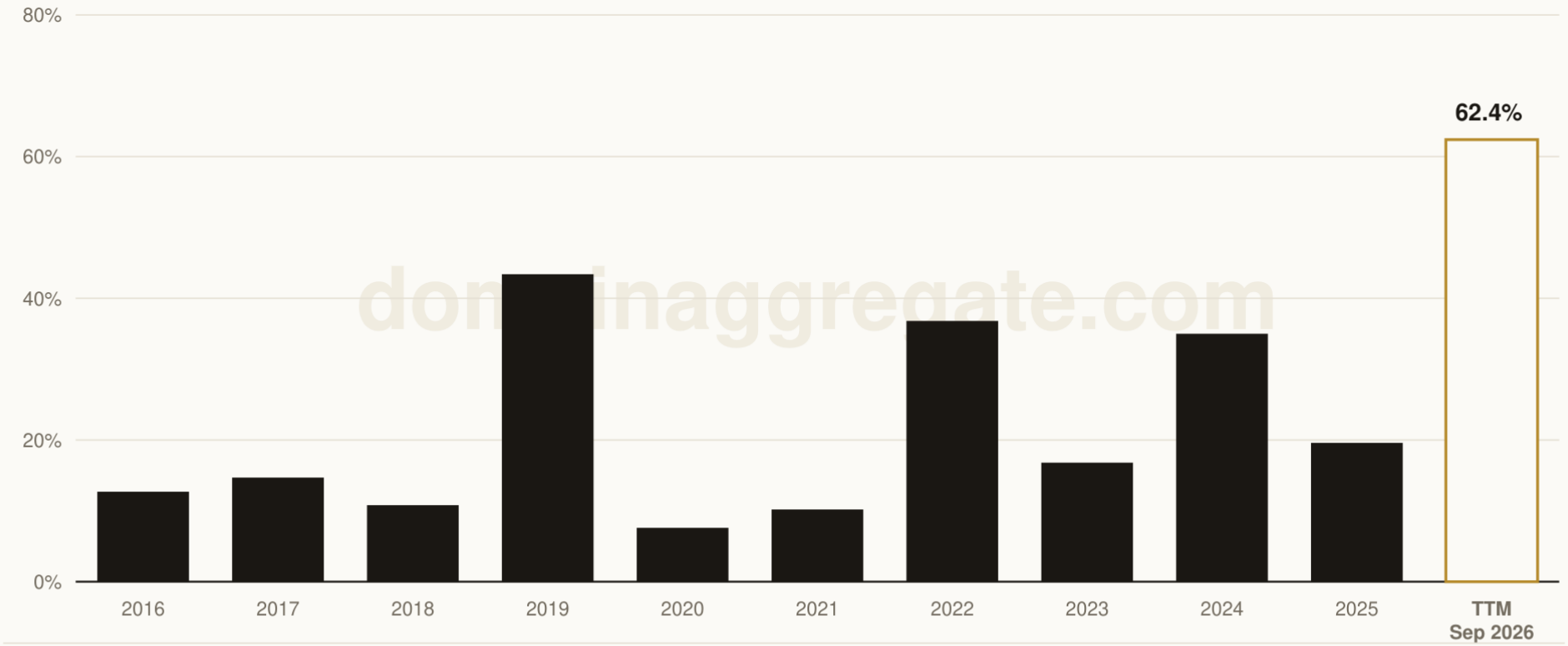

domainaggregate.com

Source: URLV Domain Aggregate, url.ventures. CC BY 4.0. Data through Sep 20, 2026.

Reflects DNJournal published reports after 2025; not comparable with prior rows.

domainaggregate.com

Stamp UVDA-2026-09-2f739b19

https://domainaggregate.com/chart/top3/2016-2026/bar

URLV DOMAIN AGGREGATE

Top 3 Share, 2021 to TTM Sep 2026

Share of period volume from the three largest transactions.

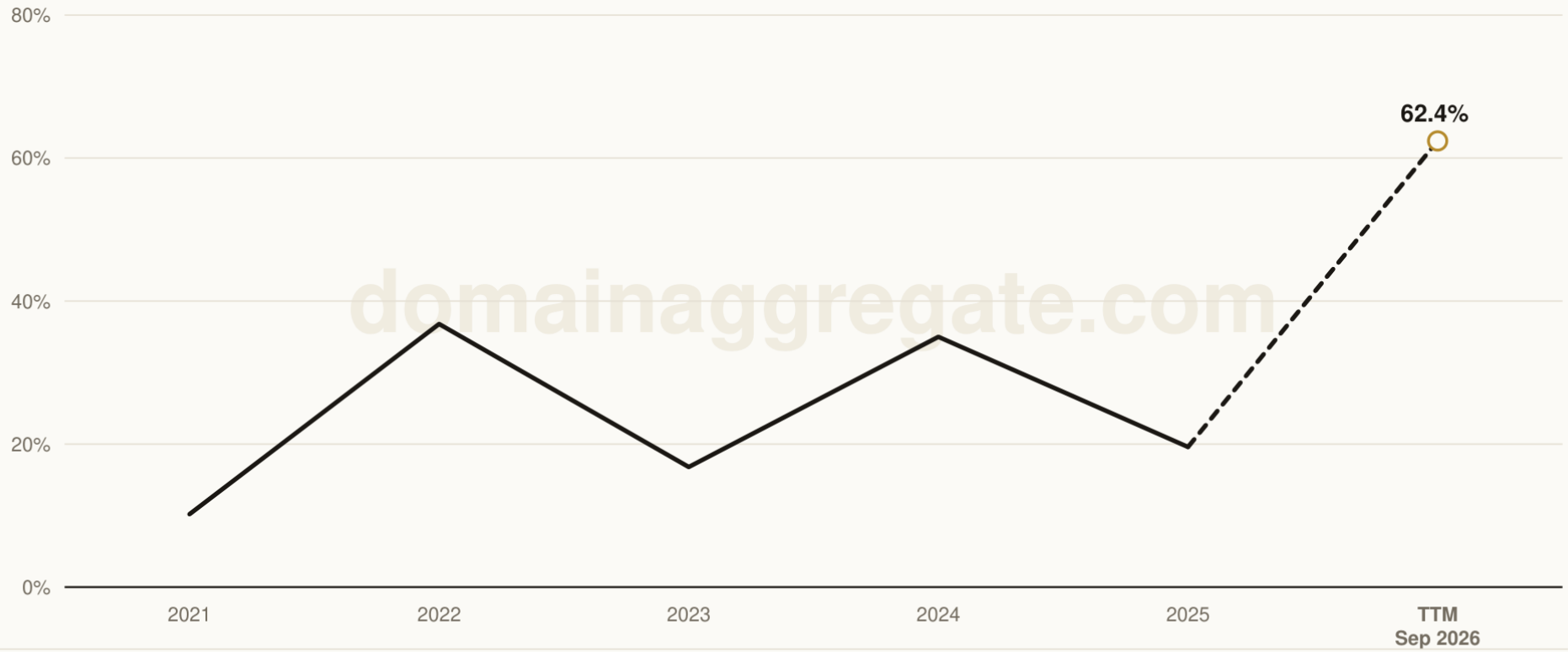

domainaggregate.com

Source: URLV Domain Aggregate, url.ventures. CC BY 4.0. Data through Sep 20, 2026.

Reflects DNJournal published reports after 2025; not comparable with prior rows.

domainaggregate.com

Stamp UVDA-2026-09-19544684

https://domainaggregate.com/chart/top3/2021-2026/line

URLV DOMAIN AGGREGATE

Top 3 Share, 2021 to TTM Sep 2026

Share of period volume from the three largest transactions.

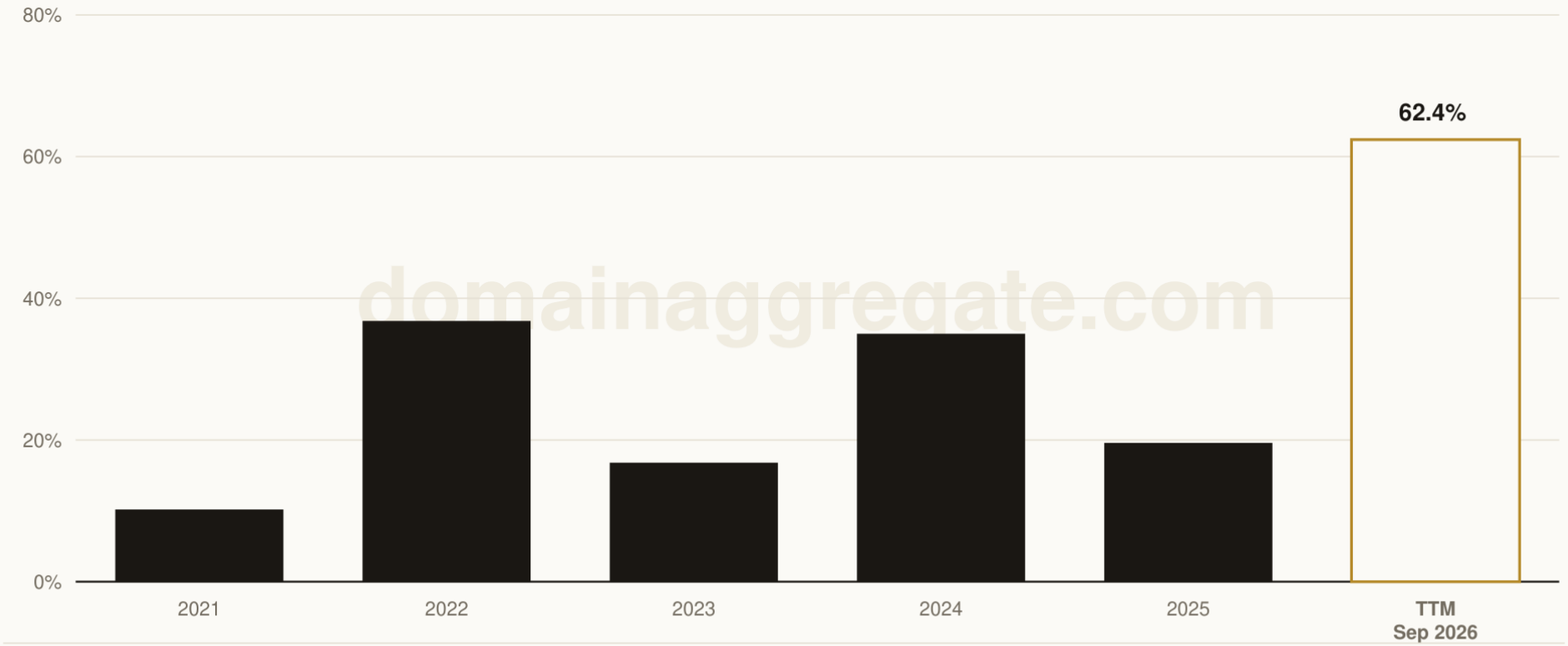

domainaggregate.com

Source: URLV Domain Aggregate, url.ventures. CC BY 4.0. Data through Sep 20, 2026.

Reflects DNJournal published reports after 2025; not comparable with prior rows.

domainaggregate.com

Stamp UVDA-2026-09-4d94007f

https://domainaggregate.com/chart/top3/2021-2026/bar

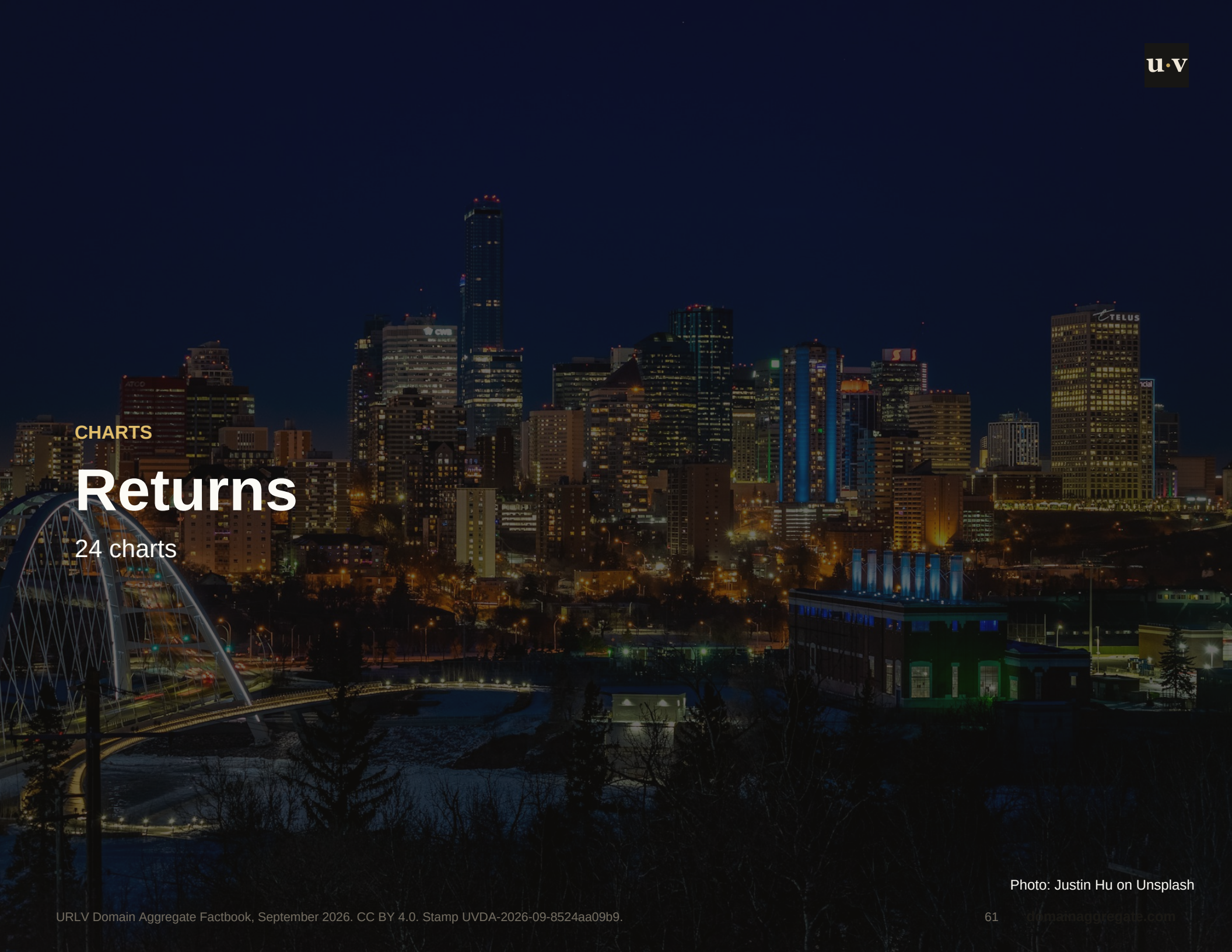

CHARTS

Returns

24 charts

Photo: Justin Hu on Unsplash

URLV DOMAIN AGGREGATE

1Y Trailing Change, 2010 to TTM Sep 2026

Index level relative to one year prior.

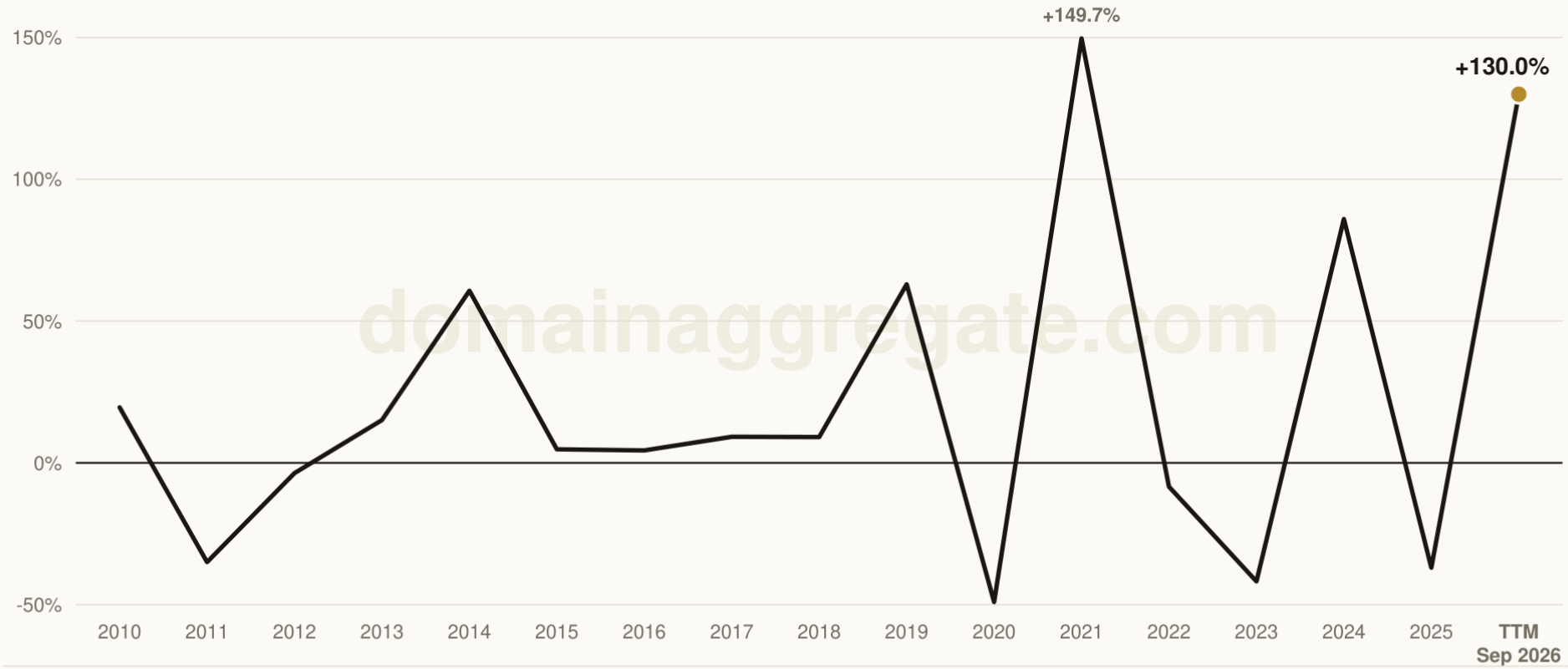

Source: URLV Domain Aggregate, url.ventures. CC BY 4.0. Data through Sep 20, 2026.

TTM Sep 2026 is chain-linked to the April 2026 reading.

domainaggregate.com

Stamp UVDA-2026-09-0e974015

https://domainaggregate.com/chart/change-1y/2009-2026/line

URLV DOMAIN AGGREGATE

1Y Trailing Change, 2010 to TTM Sep 2026

Index level relative to one year prior.

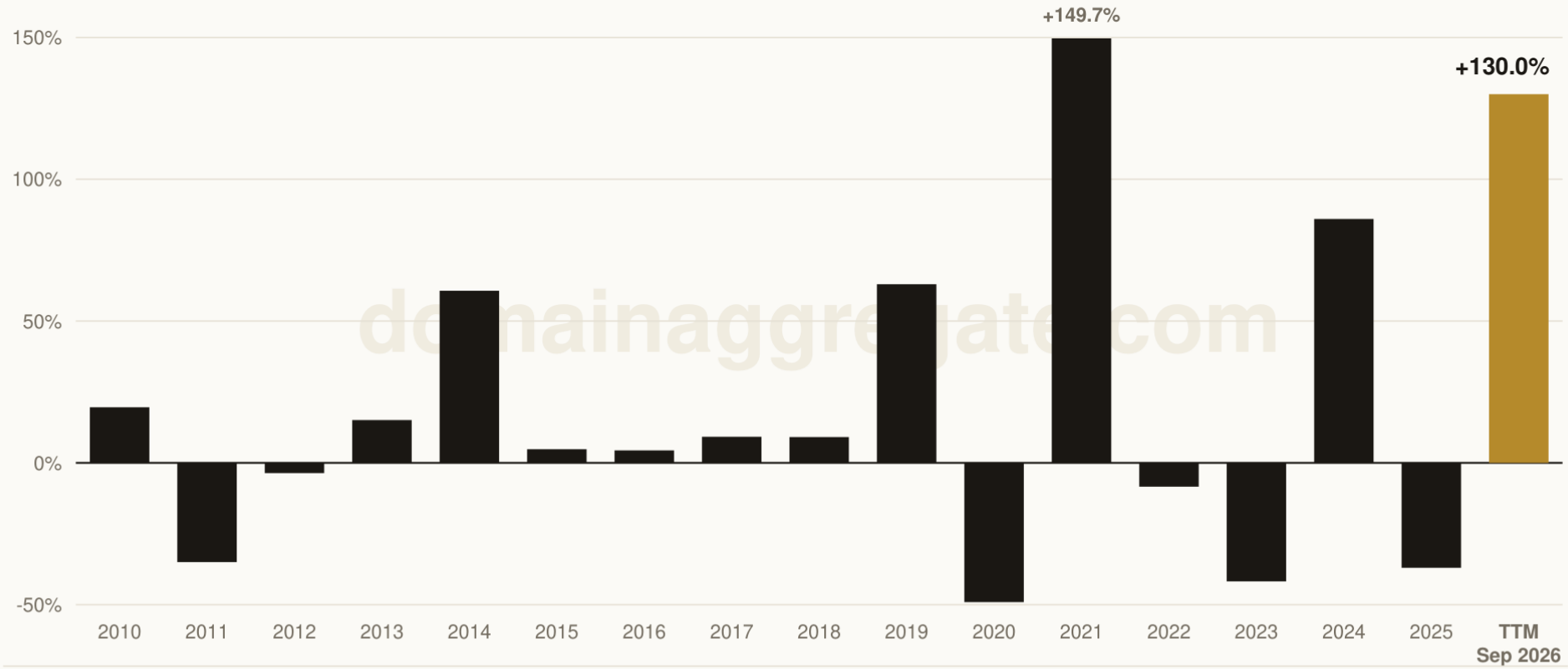

Source: URLV Domain Aggregate, url.ventures. CC BY 4.0. Data through Sep 20, 2026.

TTM Sep 2026 is chain-linked to the April 2026 reading.

domainaggregate.com

Stamp UVDA-2026-09-168c3664

https://domainaggregate.com/chart/change-1y/2009-2026/bar

URLV DOMAIN AGGREGATE

1Y Trailing Change, 2016 to TTM Sep 2026

Index level relative to one year prior.

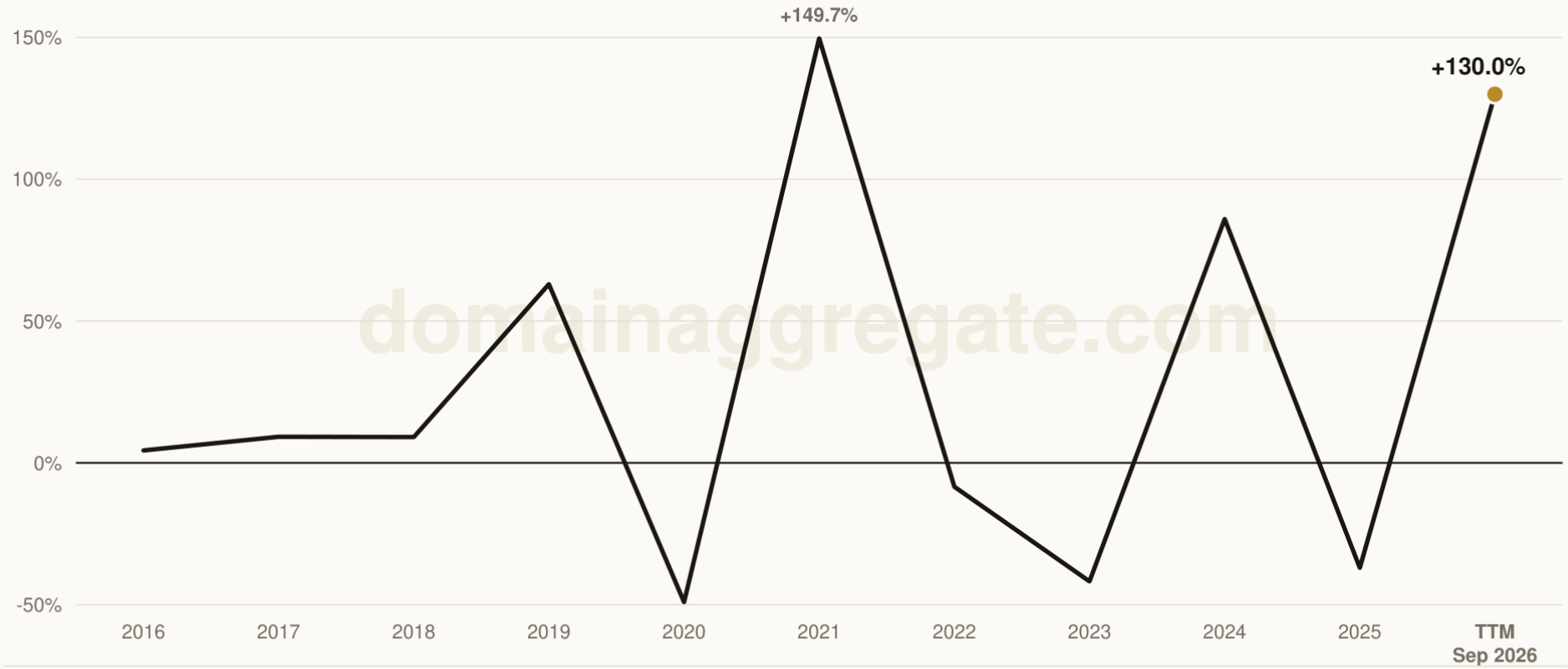

Source: URLV Domain Aggregate, url.ventures. CC BY 4.0. Data through Sep 20, 2026.

TTM Sep 2026 is chain-linked to the April 2026 reading.

domainaggregate.com

Stamp UVDA-2026-09-5036047d

https://domainaggregate.com/chart/change-1y/2016-2026/line

URLV DOMAIN AGGREGATE

1Y Trailing Change, 2016 to TTM Sep 2026

Index level relative to one year prior.

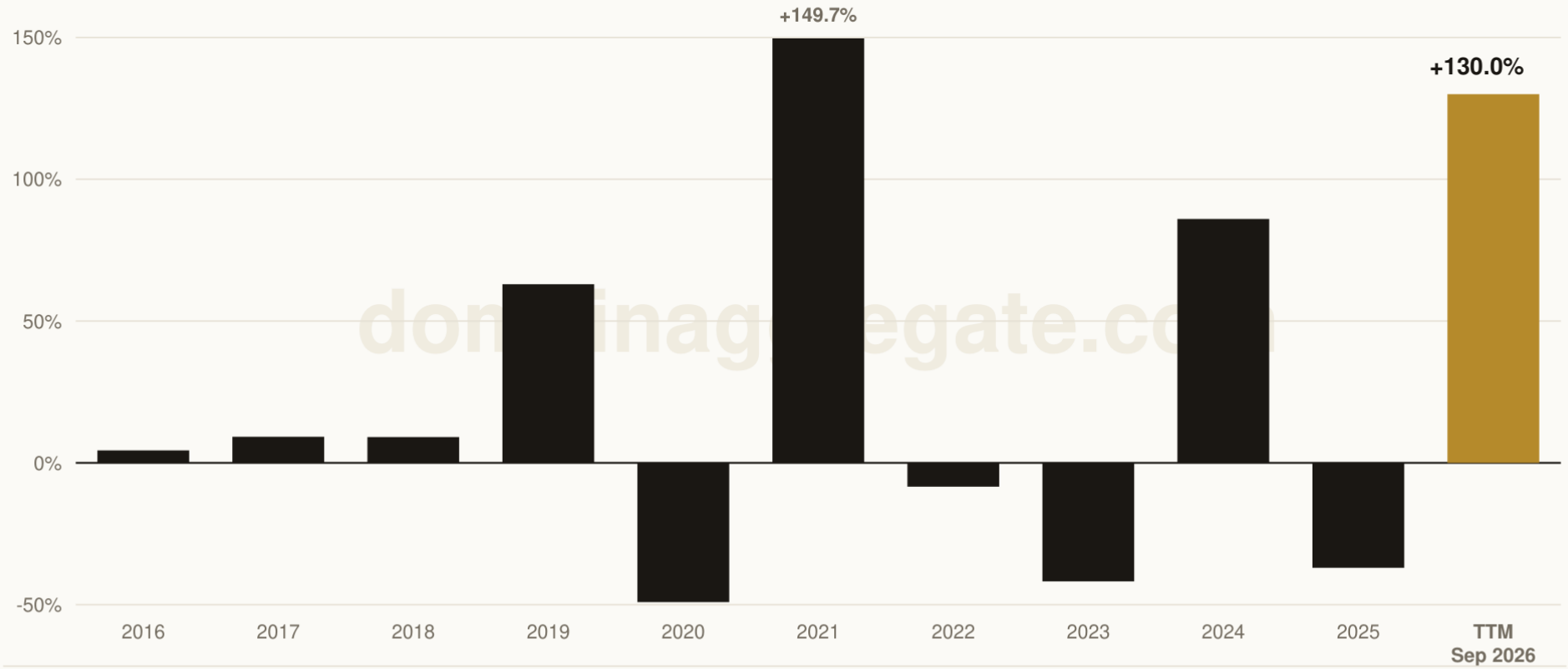

Source: URLV Domain Aggregate, url.ventures. CC BY 4.0. Data through Sep 20, 2026.

TTM Sep 2026 is chain-linked to the April 2026 reading.

domainaggregate.com

Stamp UVDA-2026-09-e6c8328c

https://domainaggregate.com/chart/change-1y/2016-2026/bar

URLV DOMAIN AGGREGATE

1Y Trailing Change, 2021 to TTM Sep 2026

Index level relative to one year prior.

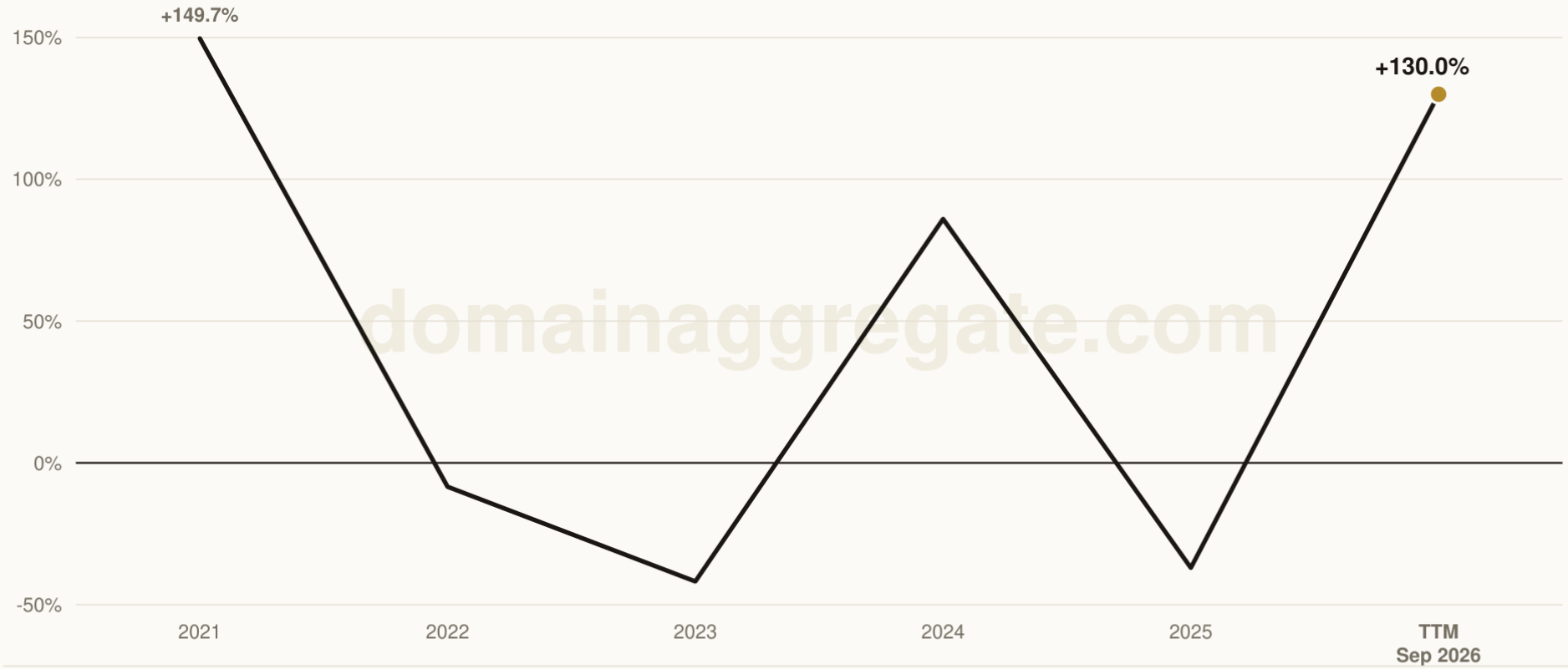

Source: URLV Domain Aggregate, url.ventures. CC BY 4.0. Data through Sep 20, 2026.

TTM Sep 2026 is chain-linked to the April 2026 reading.

domainaggregate.com

Stamp UVDA-2026-09-52c23223

https://domainaggregate.com/chart/change-1y/2021-2026/line

URLV DOMAIN AGGREGATE

1Y Trailing Change, 2021 to TTM Sep 2026

Index level relative to one year prior.

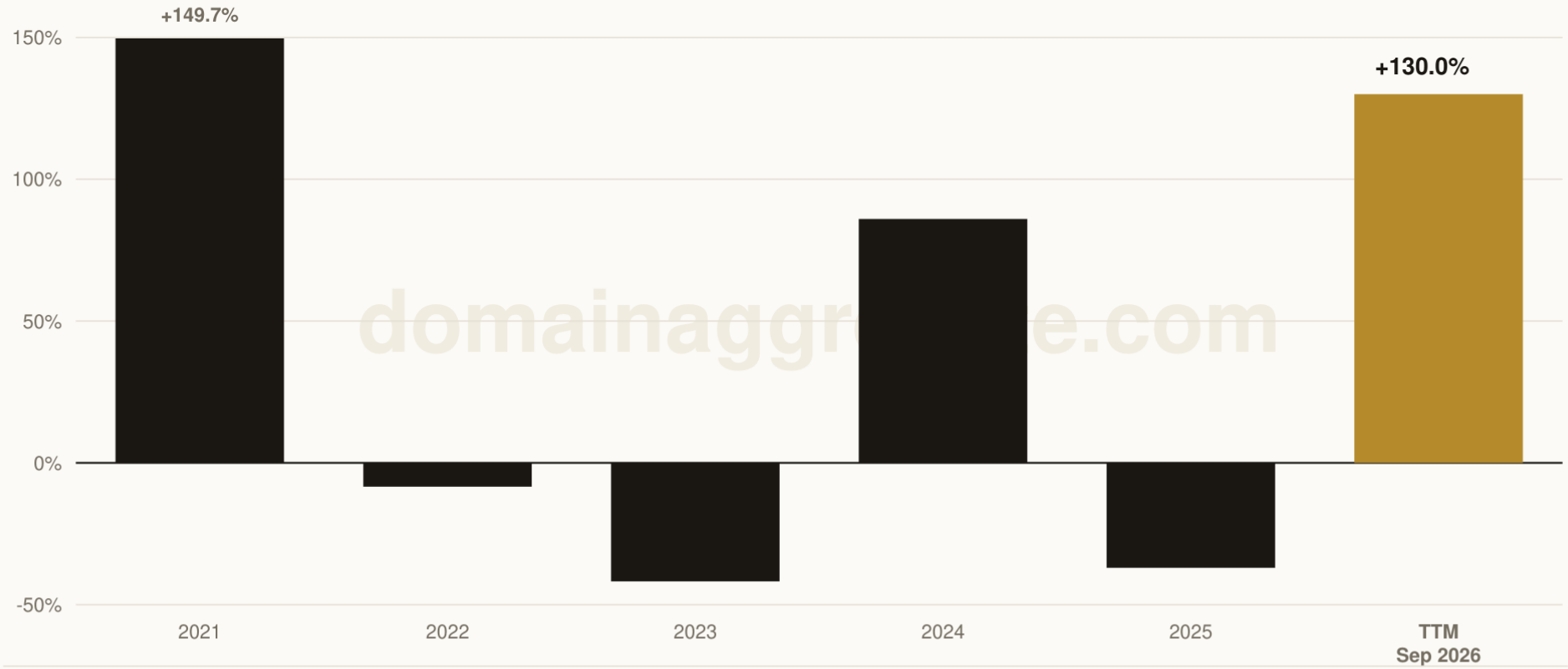

Source: URLV Domain Aggregate, url.ventures. CC BY 4.0. Data through Sep 20, 2026.

TTM Sep 2026 is chain-linked to the April 2026 reading.

domainaggregate.com

Stamp UVDA-2026-09-e6c5b242

https://domainaggregate.com/chart/change-1y/2021-2026/bar

URLV DOMAIN AGGREGATE

3Y Trailing Change, 2012 to TTM Sep 2026

Index level relative to three years prior.

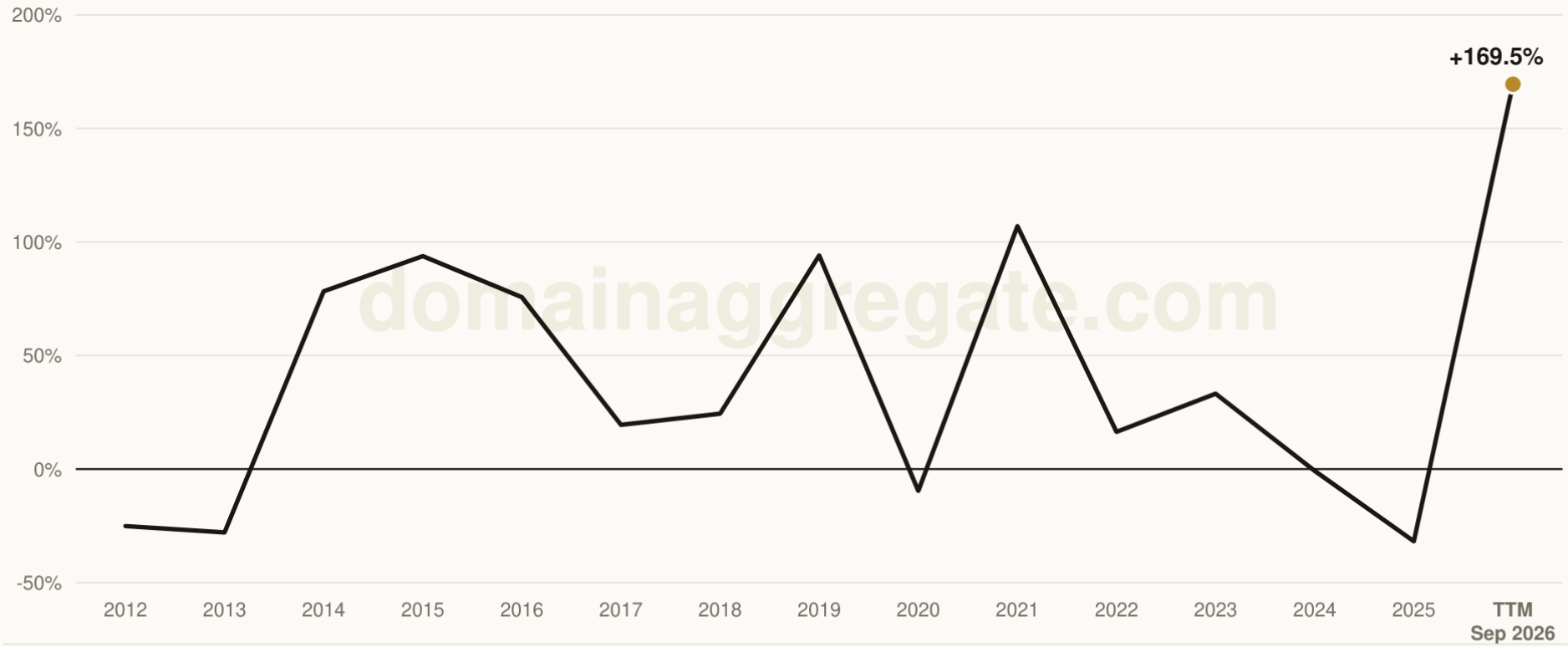

domainaggregate.com

Source: URLV Domain Aggregate, url.ventures. CC BY 4.0. Data through Sep 20, 2026.

TTM Sep 2026 is chain-linked to the April 2026 reading.

domainaggregate.com

Stamp UVDA-2026-09-fb0d7e3f

https://domainaggregate.com/chart/change-3y/2009-2026/line

URLV DOMAIN AGGREGATE

3Y Trailing Change, 2012 to TTM Sep 2026

Index level relative to three years prior.

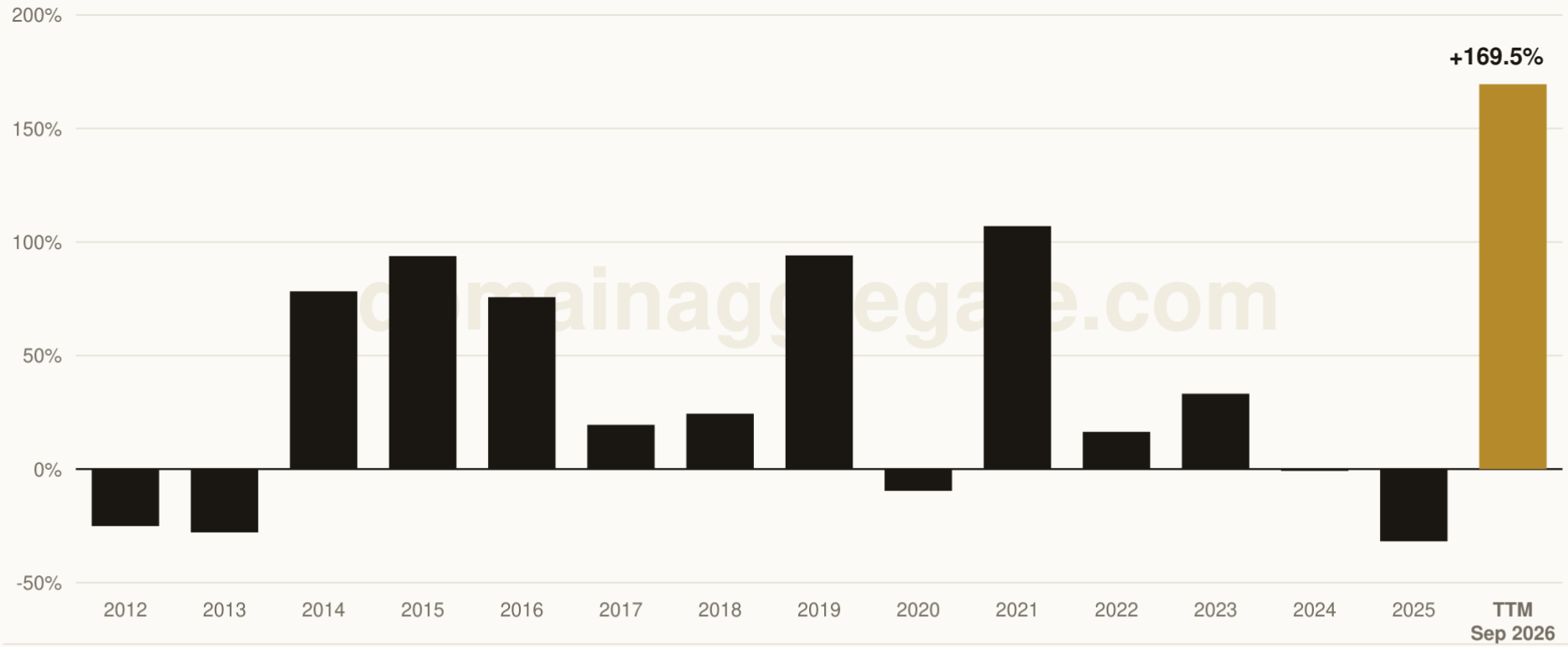

Source: URLV Domain Aggregate, url.ventures. CC BY 4.0. Data through Sep 20, 2026.

TTM Sep 2026 is chain-linked to the April 2026 reading.

domainaggregate.com

Stamp UVDA-2026-09-c296d16e

https://domainaggregate.com/chart/change-3y/2009-2026/bar

URLV DOMAIN AGGREGATE

3Y Trailing Change, 2016 to TTM Sep 2026

Index level relative to three years prior.

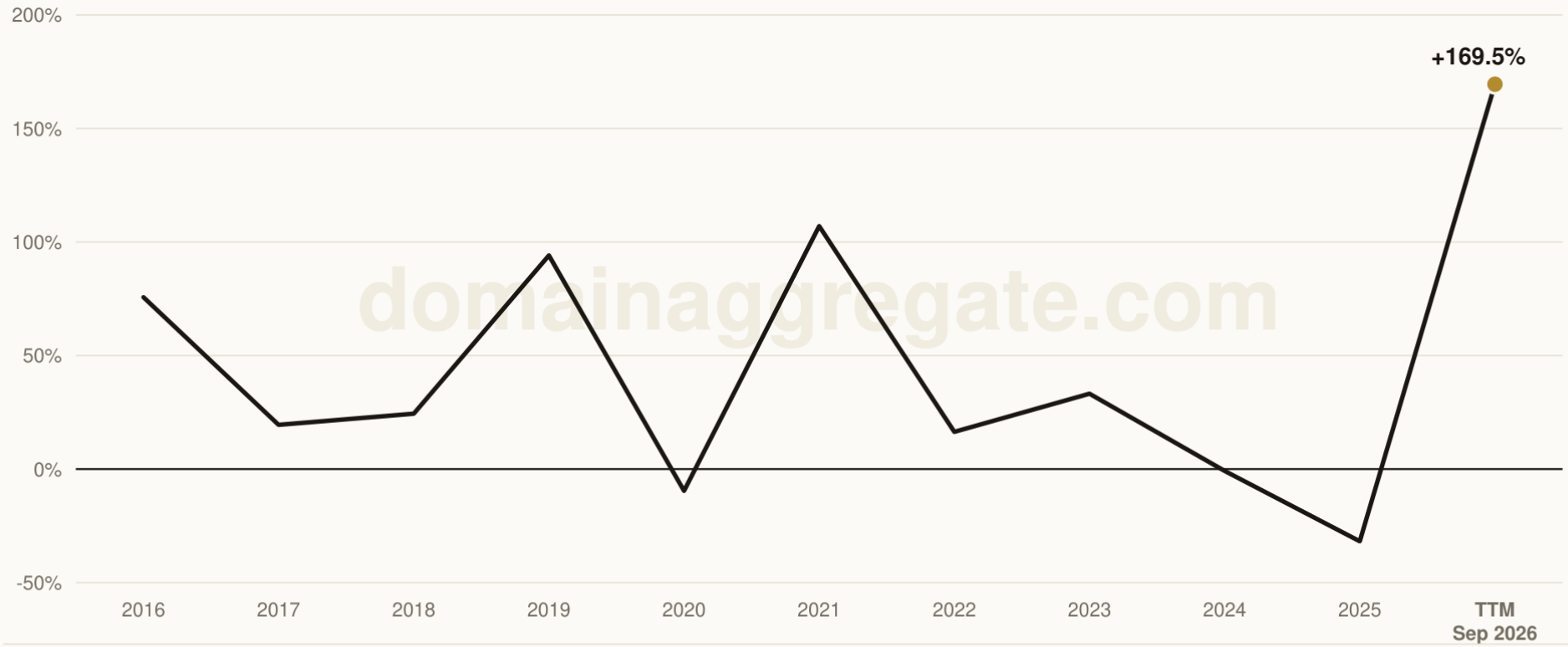

domainaggregate.com

Source: URLV Domain Aggregate, url.ventures. CC BY 4.0. Data through Sep 20, 2026.

TTM Sep 2026 is chain-linked to the April 2026 reading.

domainaggregate.com

Stamp UVDA-2026-09-ac9dc733

https://domainaggregate.com/chart/change-3y/2016-2026/line

URLV DOMAIN AGGREGATE

3Y Trailing Change, 2016 to TTM Sep 2026

Index level relative to three years prior.

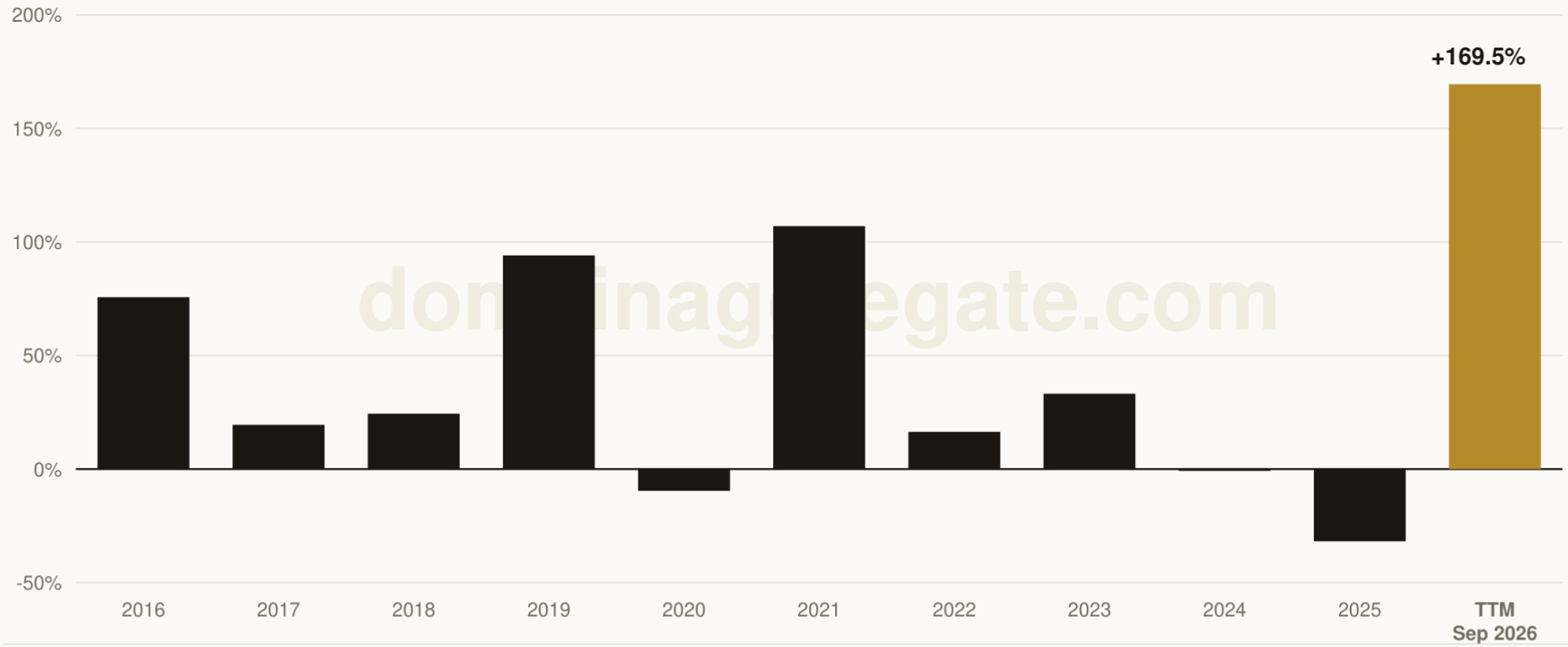

Source: URLV Domain Aggregate, url.ventures. CC BY 4.0. Data through Sep 20, 2026.

TTM Sep 2026 is chain-linked to the April 2026 reading.

domainaggregate.com

Stamp UVDA-2026-09-644baad2

https://domainaggregate.com/chart/change-3y/2016-2026/bar

URLV DOMAIN AGGREGATE

3Y Trailing Change, 2021 to TTM Sep 2026

Index level relative to three years prior.

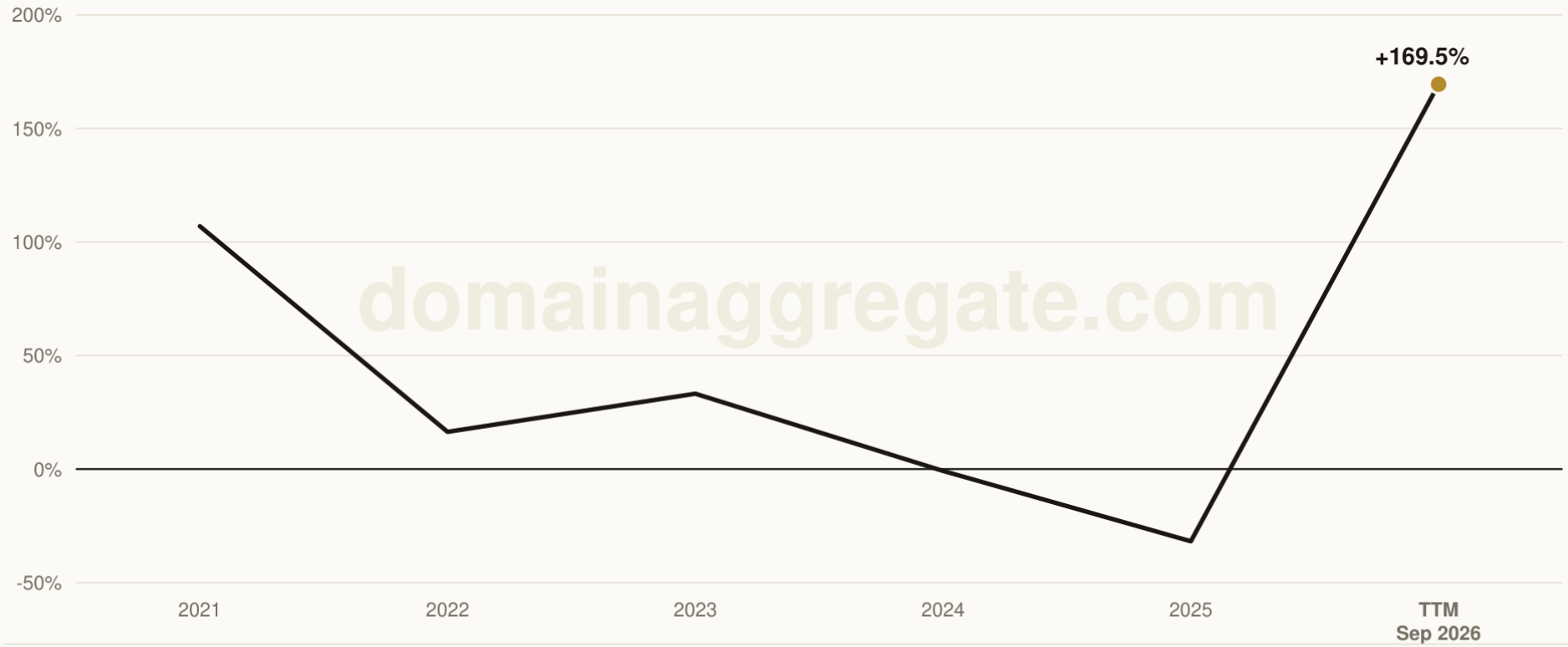

Source: URLV Domain Aggregate, url.ventures. CC BY 4.0. Data through Sep 20, 2026.

TTM Sep 2026 is chain-linked to the April 2026 reading.

domainaggregate.com

Stamp UVDA-2026-09-bcb371d1

https://domainaggregate.com/chart/change-3y/2021-2026/line

URLV DOMAIN AGGREGATE

3Y Trailing Change, 2021 to TTM Sep 2026

Index level relative to three years prior.

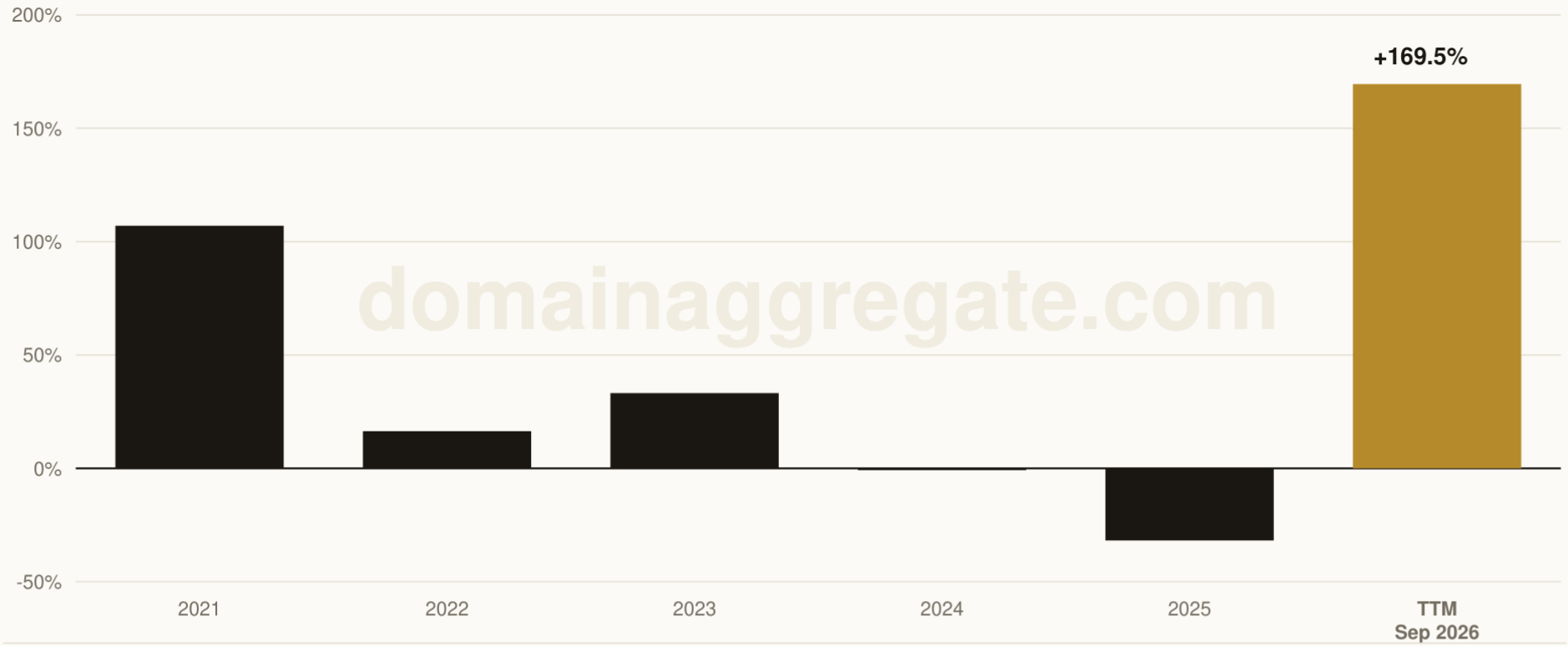

domainaggregate.com

Source: URLV Domain Aggregate, url.ventures. CC BY 4.0. Data through Sep 20, 2026.

TTM Sep 2026 is chain-linked to the April 2026 reading.

domainaggregate.com

Stamp UVDA-2026-09-2dd95cb0

https://domainaggregate.com/chart/change-3y/2021-2026/bar

URLV DOMAIN AGGREGATE

5Y Trailing Change, 2014 to TTM Sep 2026

Index level relative to five years prior.

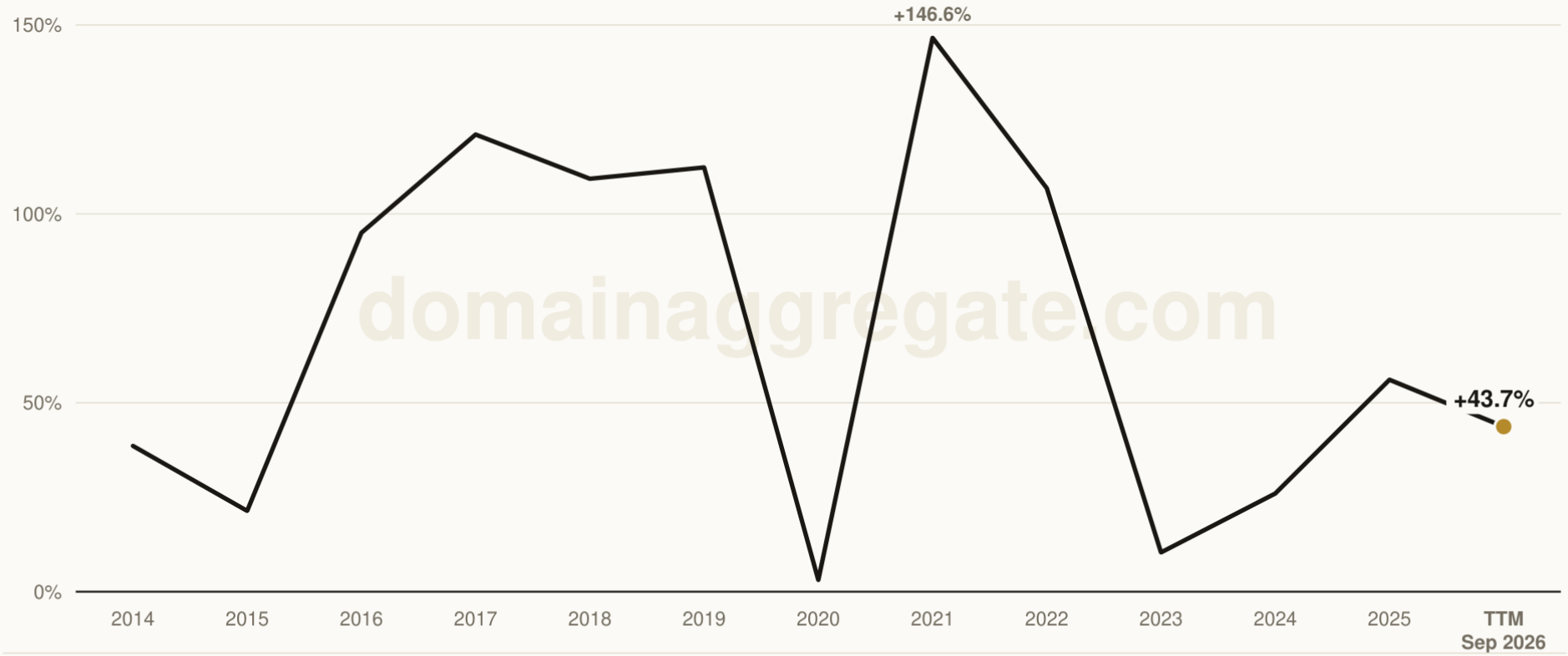

domainaggregate.com

Source: URLV Domain Aggregate, url.ventures. CC BY 4.0. Data through Sep 20, 2026.

TTM Sep 2026 is chain-linked to the April 2026 reading.

domainaggregate.com

Stamp UVDA-2026-09-04f14009

https://domainaggregate.com/chart/change-5y/2009-2026/line

URLV DOMAIN AGGREGATE

5Y Trailing Change, 2014 to TTM Sep 2026

Index level relative to five years prior.

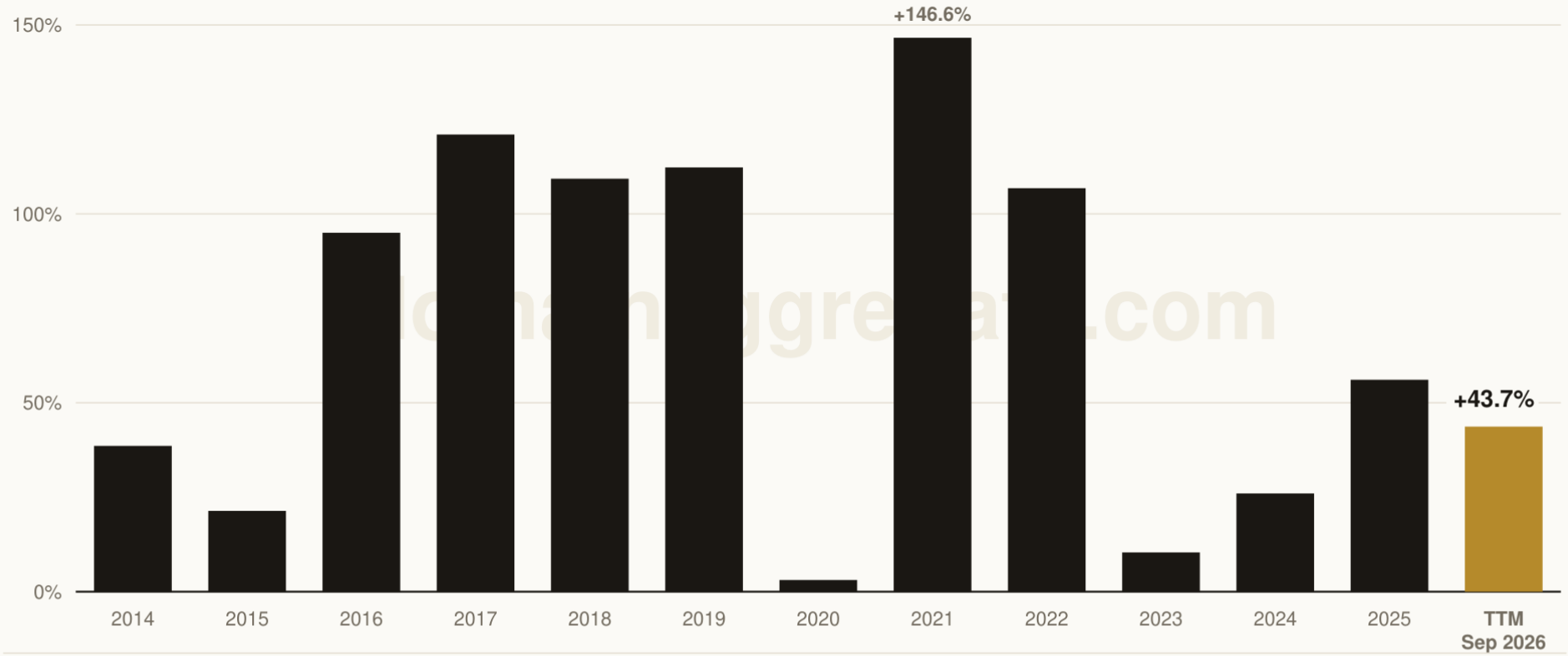

Source: URLV Domain Aggregate, url.ventures. CC BY 4.0. Data through Sep 20, 2026.

TTM Sep 2026 is chain-linked to the April 2026 reading.

domainaggregate.com

Stamp UVDA-2026-09-cafca548

https://domainaggregate.com/chart/change-5y/2009-2026/bar

URLV DOMAIN AGGREGATE

5Y Trailing Change, 2016 to TTM Sep 2026

Index level relative to five years prior.

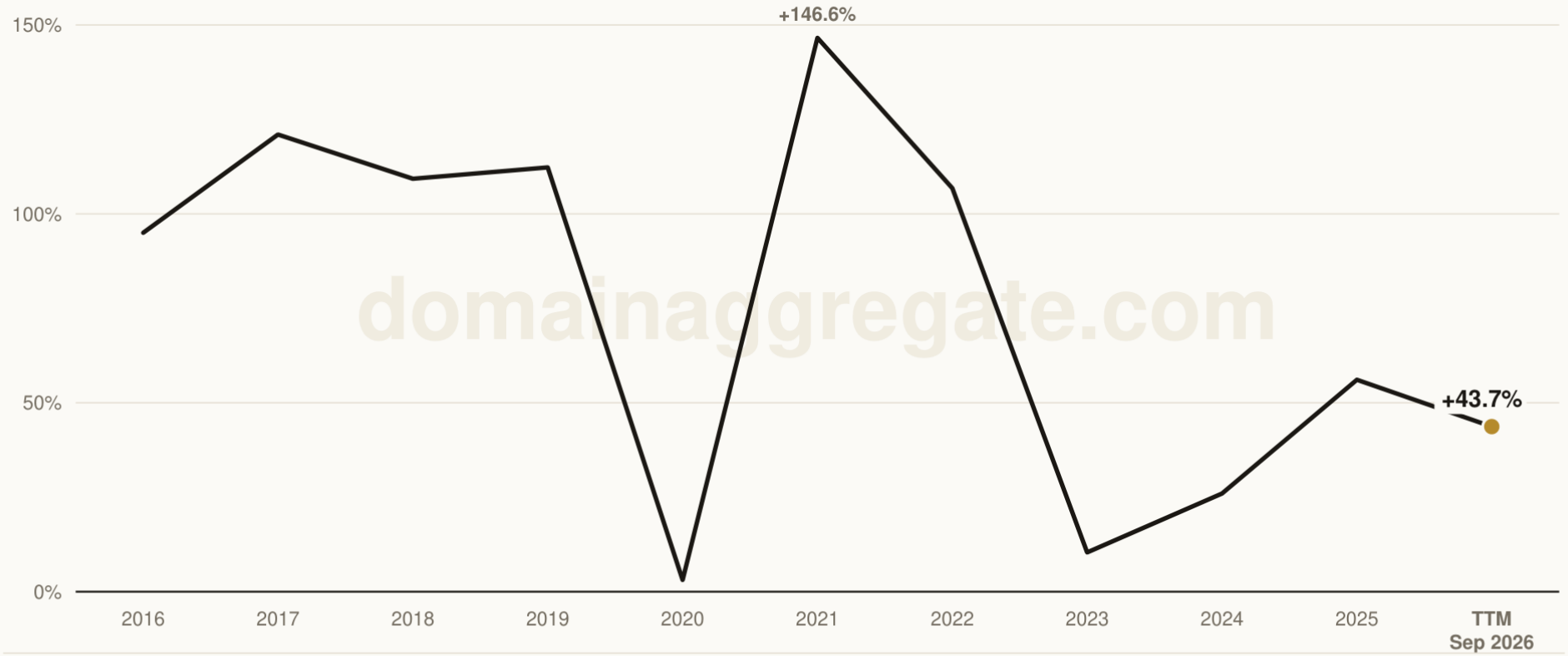

domainaggregate.com

Source: URLV Domain Aggregate, url.ventures. CC BY 4.0. Data through Sep 20, 2026.

domainaggregate.com

TTM Sep 2026 is chain-linked to the April 2026 reading.

Stamp UVDA-2026-09-b0e14999

https://domainaggregate.com/chart/change-5y/2016-2026/line

URLV DOMAIN AGGREGATE

5Y Trailing Change, 2016 to TTM Sep 2026

Index level relative to five years prior.

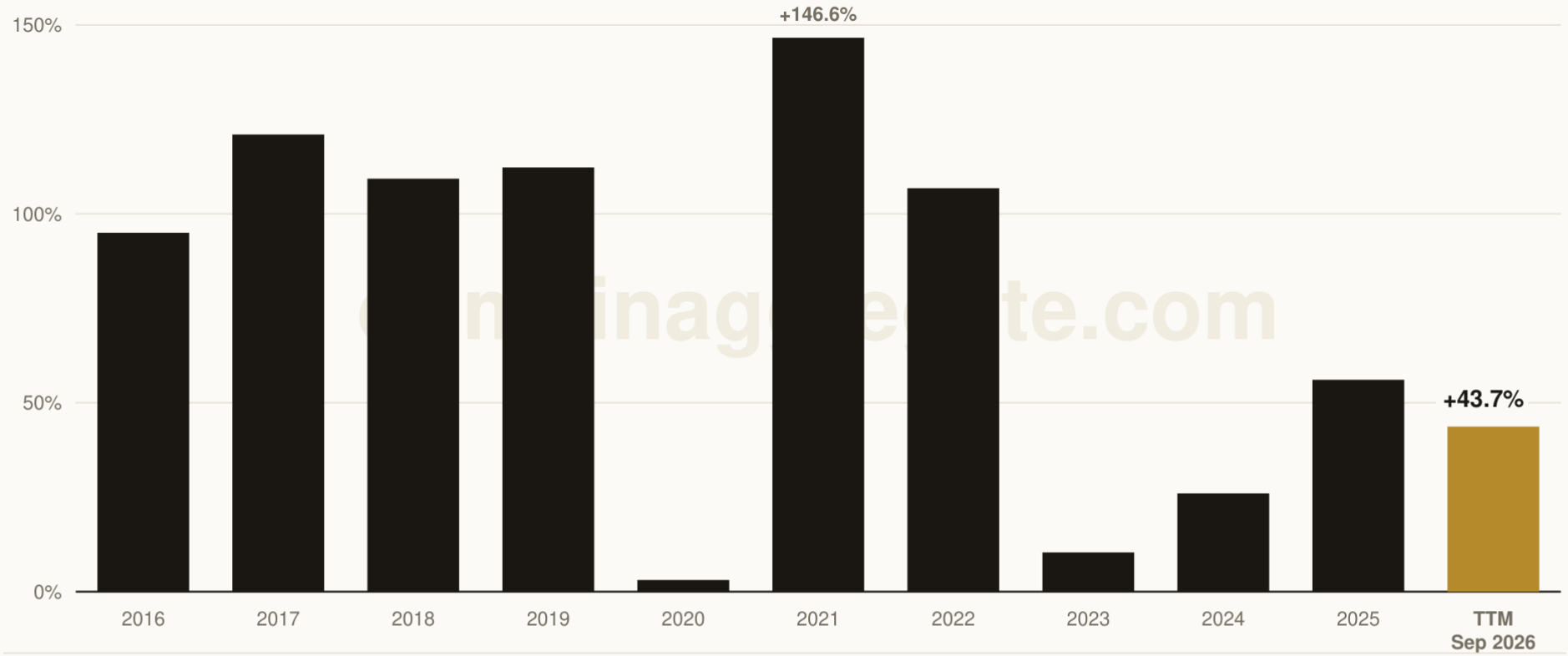

Source: URLV Domain Aggregate, url.ventures. CC BY 4.0. Data through Sep 20, 2026.

TTM Sep 2026 is chain-linked to the April 2026 reading.

domainaggregate.com

Stamp UVDA-2026-09-05cb9158

https://domainaggregate.com/chart/change-5y/2016-2026/bar

URLV DOMAIN AGGREGATE

5Y Trailing Change, 2021 to TTM Sep 2026

Index level relative to five years prior.

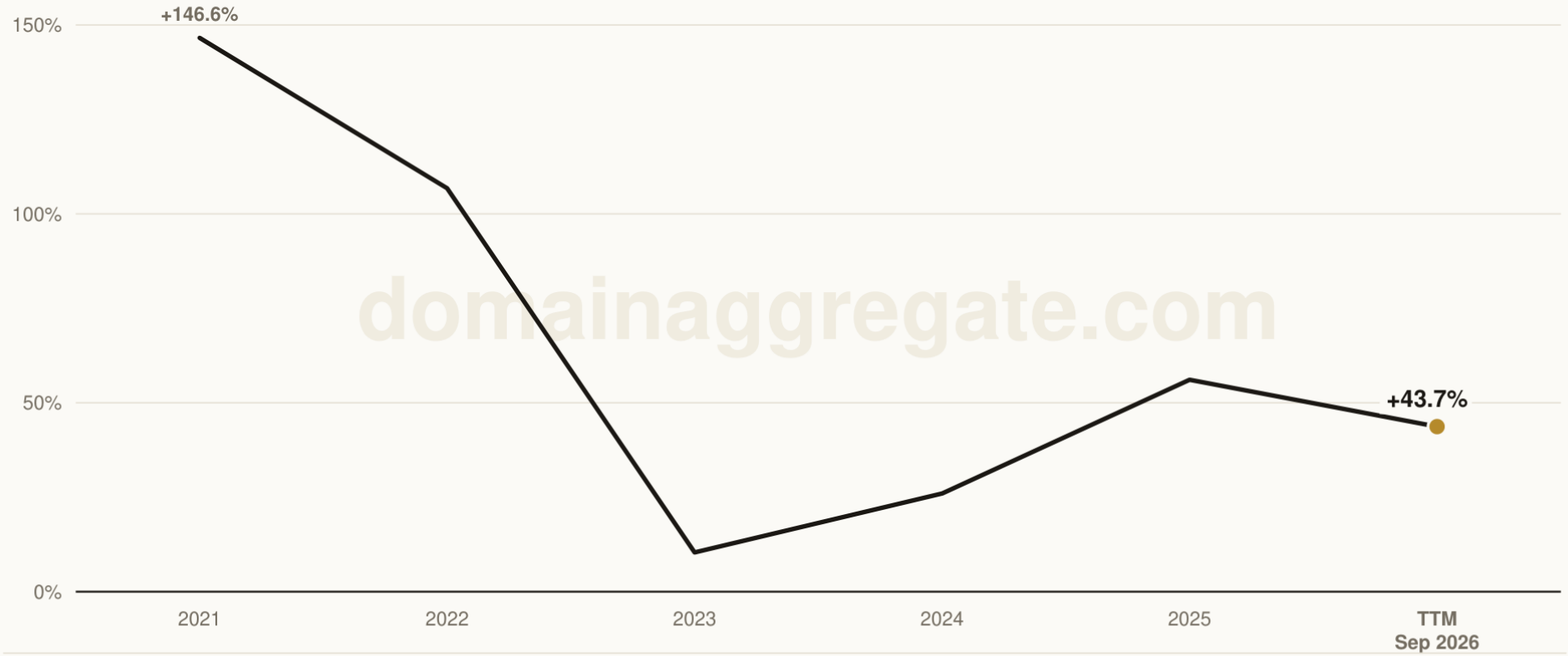

domainaggregate.com

Source: URLV Domain Aggregate, url.ventures. CC BY 4.0. Data through Sep 20, 2026.

TTM Sep 2026 is chain-linked to the April 2026 reading.

domainaggregate.com

Stamp UVDA-2026-09-b7acef97

https://domainaggregate.com/chart/change-5y/2021-2026/line

URLV DOMAIN AGGREGATE

5Y Trailing Change, 2021 to TTM Sep 2026

Index level relative to five years prior.

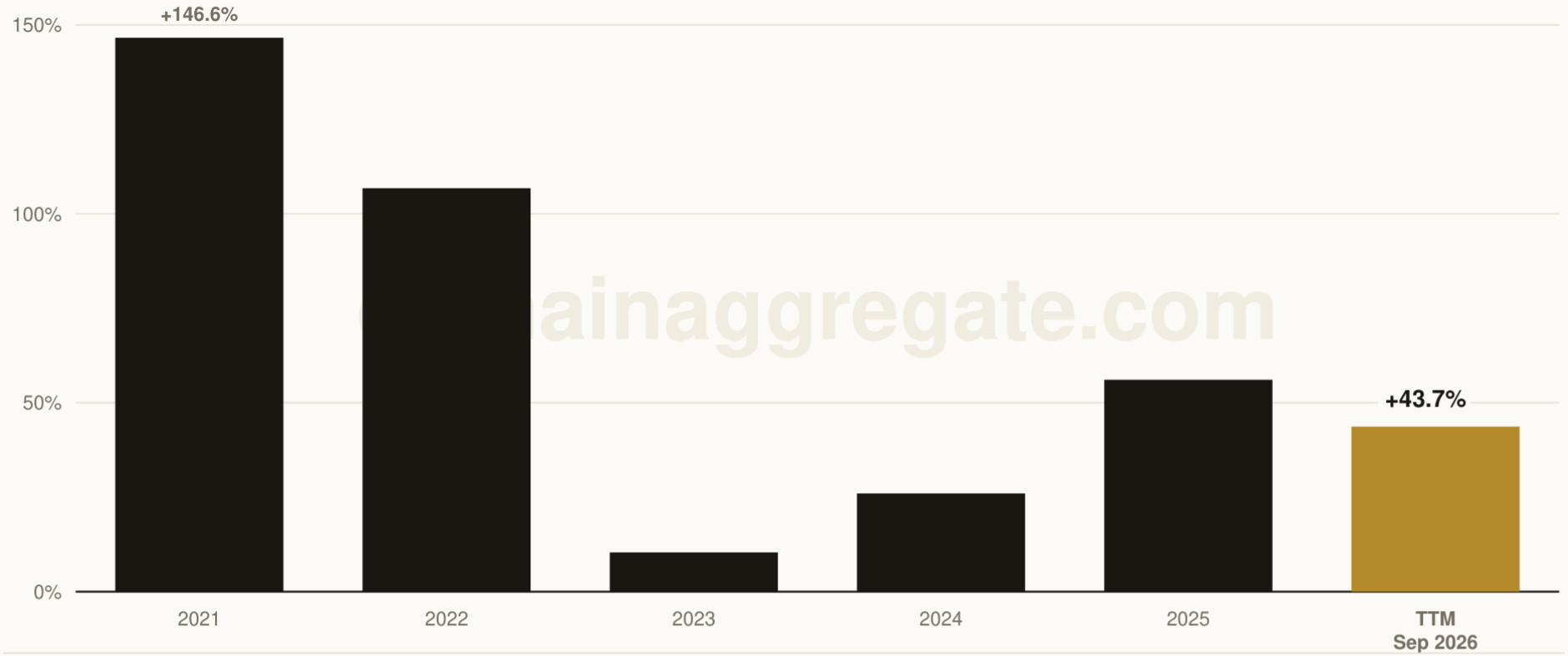

Source: URLV Domain Aggregate, url.ventures. CC BY 4.0. Data through Sep 20, 2026.

TTM Sep 2026 is chain-linked to the April 2026 reading.

domainaggregate.com

Stamp UVDA-2026-09-4434ee86

https://domainaggregate.com/chart/change-5y/2021-2026/bar

URLV DOMAIN AGGREGATE

10Y Trailing Change, 2019 to TTM Sep 2026

Index level relative to ten years prior.

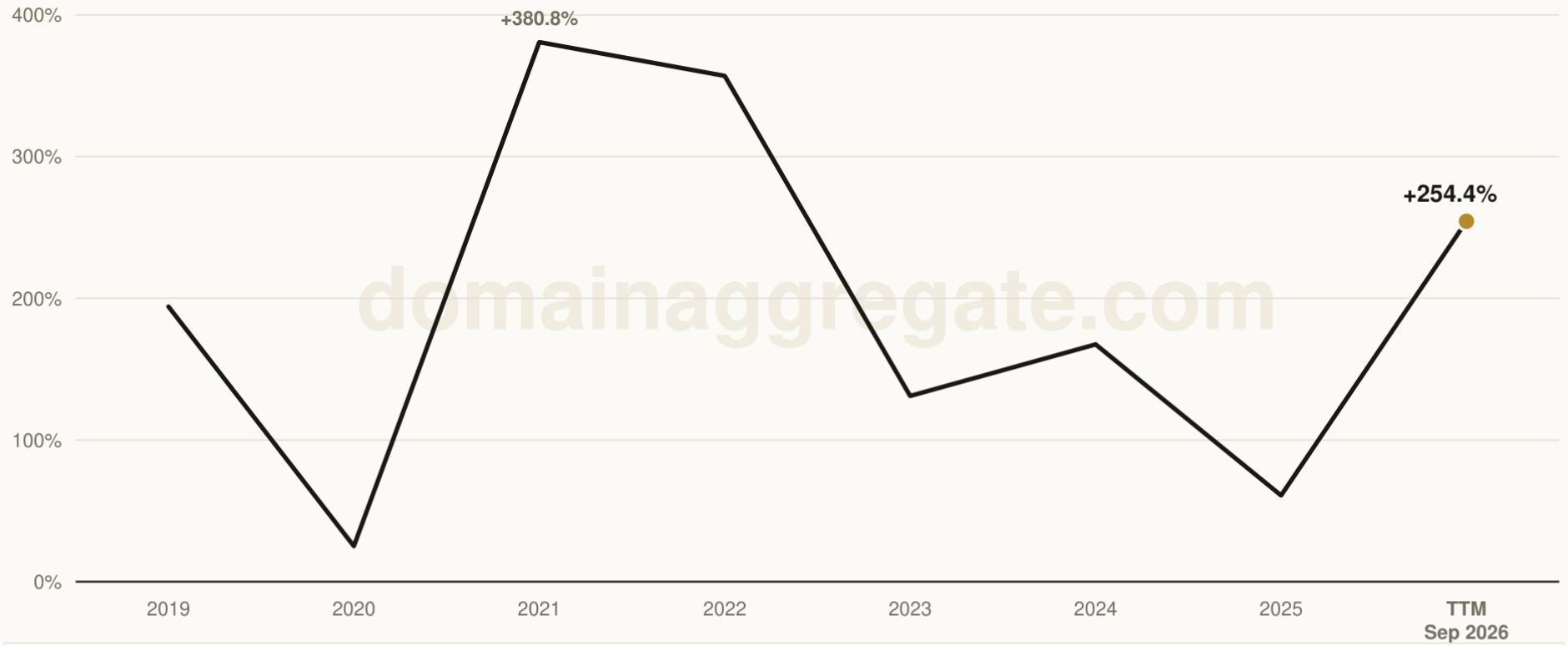

domainaggregate.com

Source: URLV Domain Aggregate, url.ventures. CC BY 4.0. Data through Sep 20, 2026.

domainaggregate.com

TTM Sep 2026 is chain-linked to the April 2026 reading.

Stamp UVDA-2026-09-77dc2ad7

https://domainaggregate.com/chart/change-10y/2009-2026/line

URLV DOMAIN AGGREGATE

10Y Trailing Change, 2019 to TTM Sep 2026

Index level relative to ten years prior.

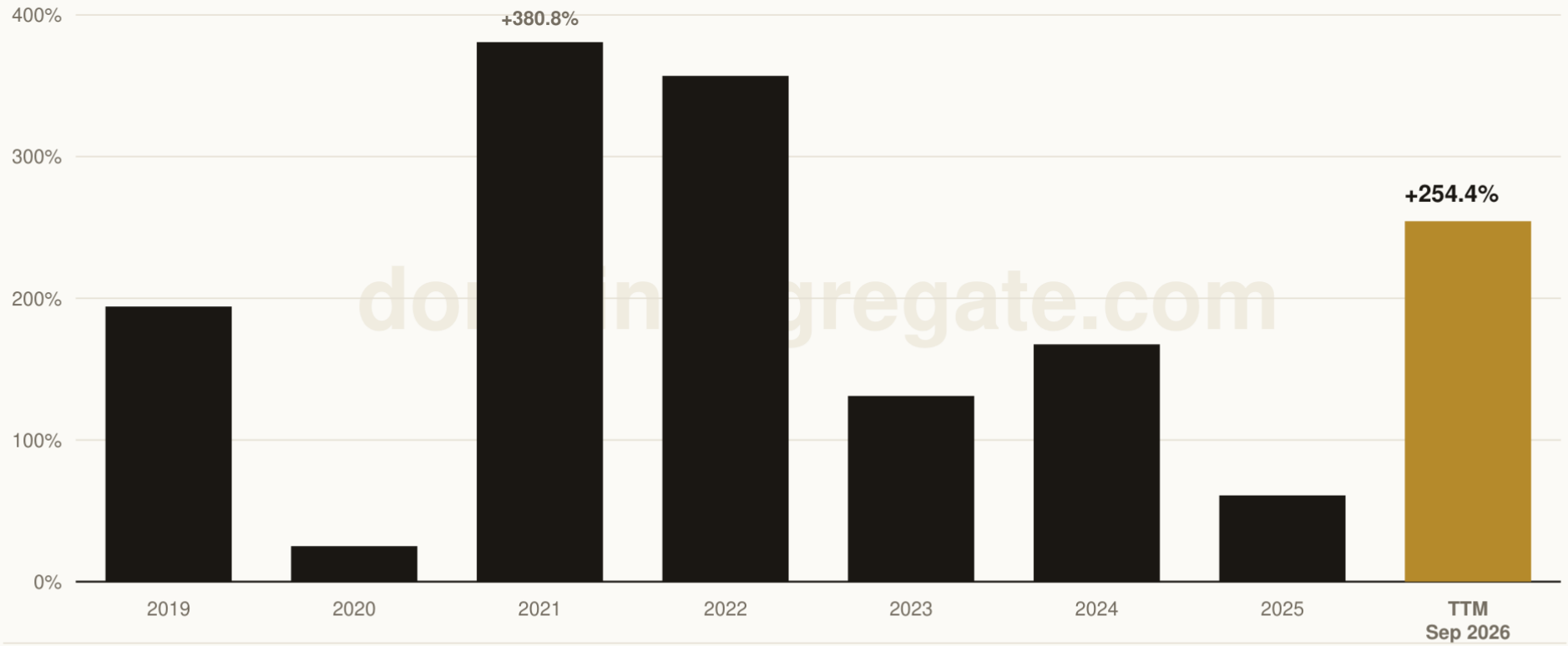

Source: URLV Domain Aggregate, url.ventures. CC BY 4.0. Data through Sep 20, 2026.

TTM Sep 2026 is chain-linked to the April 2026 reading.

domainaggregate.com

Stamp UVDA-2026-09-091222c6

https://domainaggregate.com/chart/change-10y/2009-2026/bar

URLV DOMAIN AGGREGATE

10Y Trailing Change, 2019 to TTM Sep 2026

Index level relative to ten years prior.

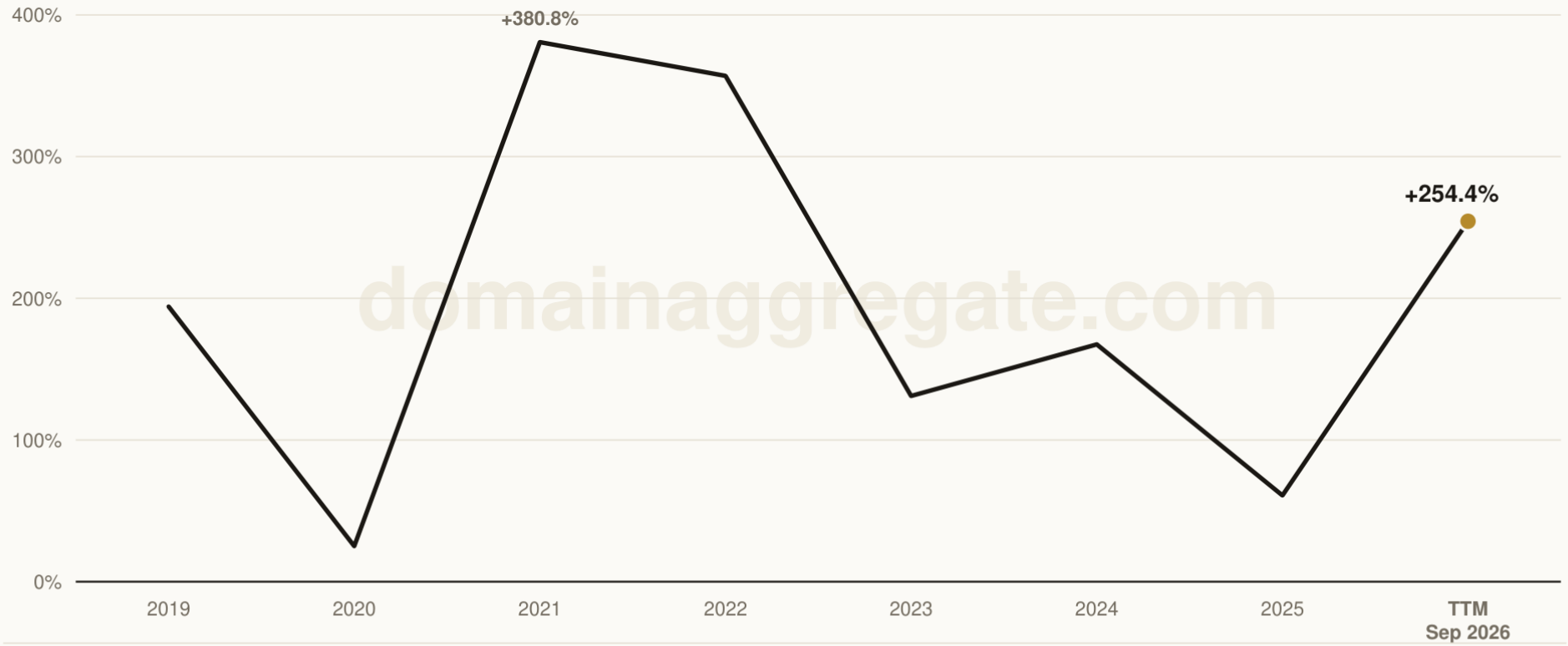

domainaggregate.com

Source: URLV Domain Aggregate, url.ventures. CC BY 4.0. Data through Sep 20, 2026.

TTM Sep 2026 is chain-linked to the April 2026 reading.

domainaggregate.com

Stamp UVDA-2026-09-6bd8205b

https://domainaggregate.com/chart/change-10y/2016-2026/line

URLV DOMAIN AGGREGATE

10Y Trailing Change, 2019 to TTM Sep 2026

Index level relative to ten years prior.

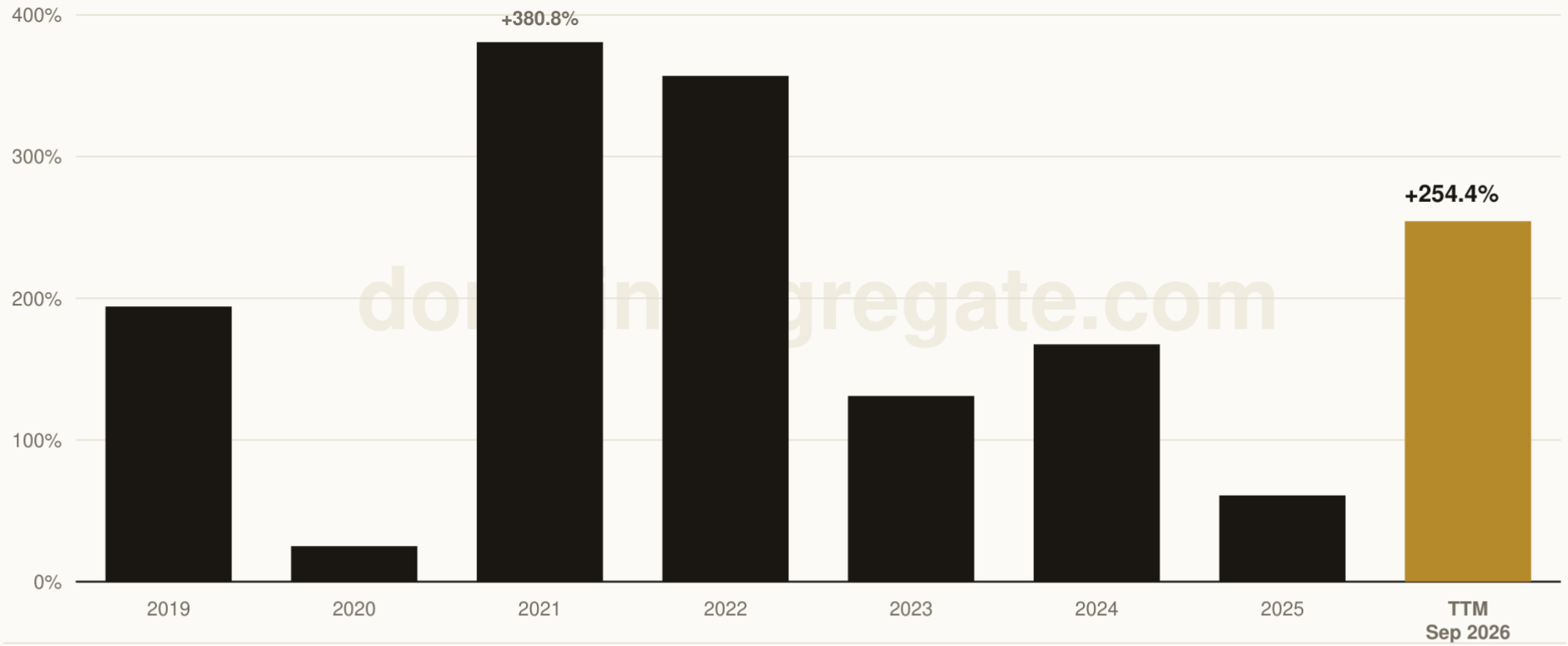

Source: URLV Domain Aggregate, url.ventures. CC BY 4.0. Data through Sep 20, 2026.

TTM Sep 2026 is chain-linked to the April 2026 reading.

domainaggregate.com

Stamp UVDA-2026-09-b6ca2c7a

https://domainaggregate.com/chart/change-10y/2016-2026/bar

URLV DOMAIN AGGREGATE

10Y Trailing Change, 2021 to TTM Sep 2026

Index level relative to ten years prior.

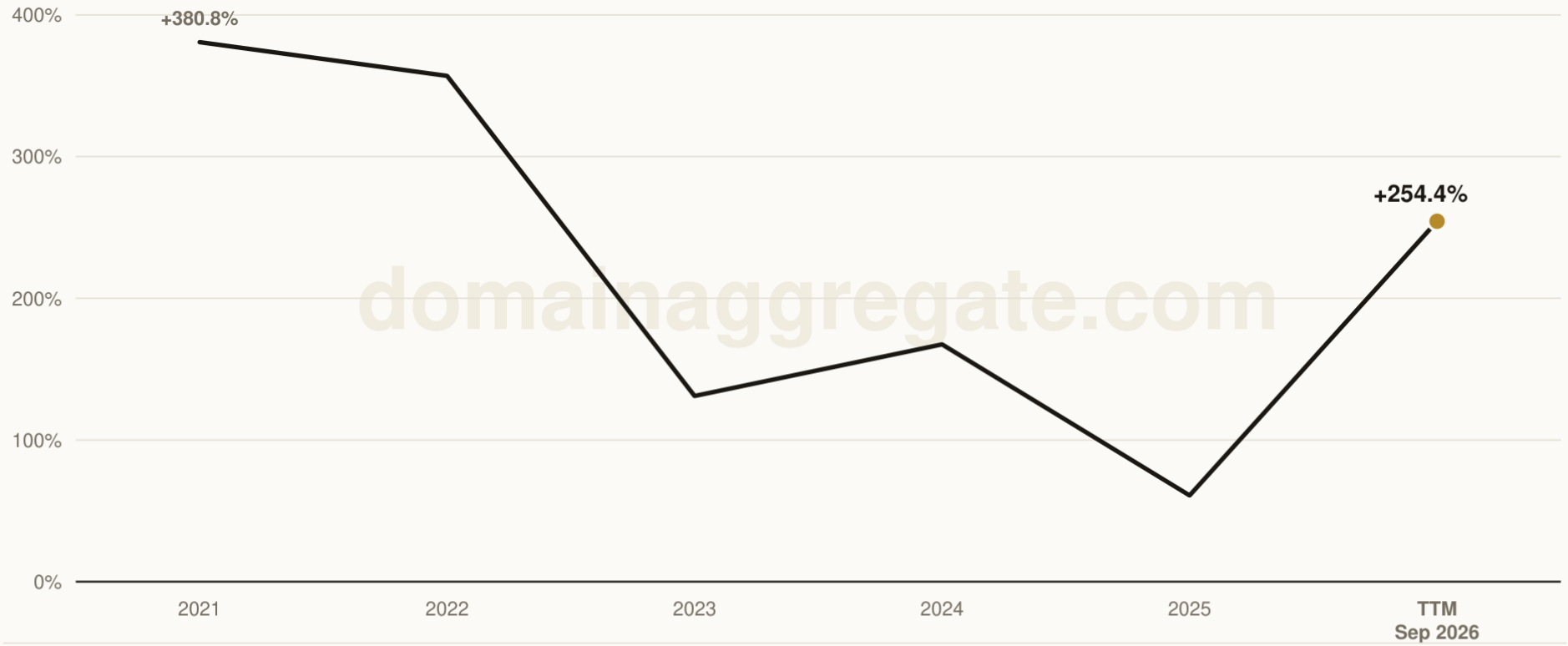

domainaggregate.com

Source: URLV Domain Aggregate, url.ventures. CC BY 4.0. Data through Sep 20, 2026.

TTM Sep 2026 is chain-linked to the April 2026 reading.

domainaggregate.com

Stamp UVDA-2026-09-94779779

https://domainaggregate.com/chart/change-10y/2021-2026/line

URLV DOMAIN AGGREGATE

10Y Trailing Change, 2021 to TTM Sep 2026

Index level relative to ten years prior.

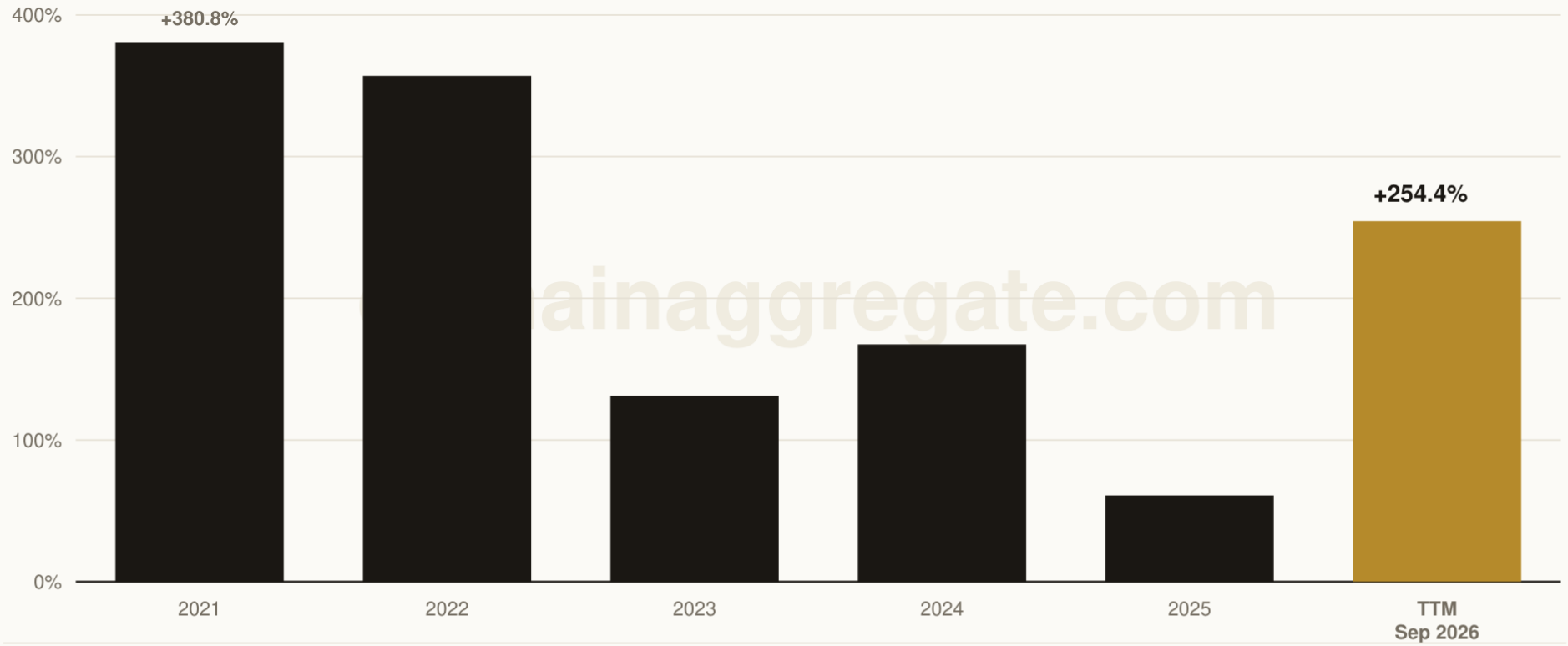

Source: URLV Domain Aggregate, url.ventures. CC BY 4.0. Data through Sep 20, 2026.

TTM Sep 2026 is chain-linked to the April 2026 reading.

domainaggregate.com

Stamp UVDA-2026-09-be31a838

https://domainaggregate.com/chart/change-10y/2021-2026/bar



CHARTS

Top Transactions

24 charts

Photo: Daniel on Unsplash

URLV DOMAIN AGGREGATE

Largest Transaction, 2009 to TTM Sep 2026

Largest reported transaction per year.

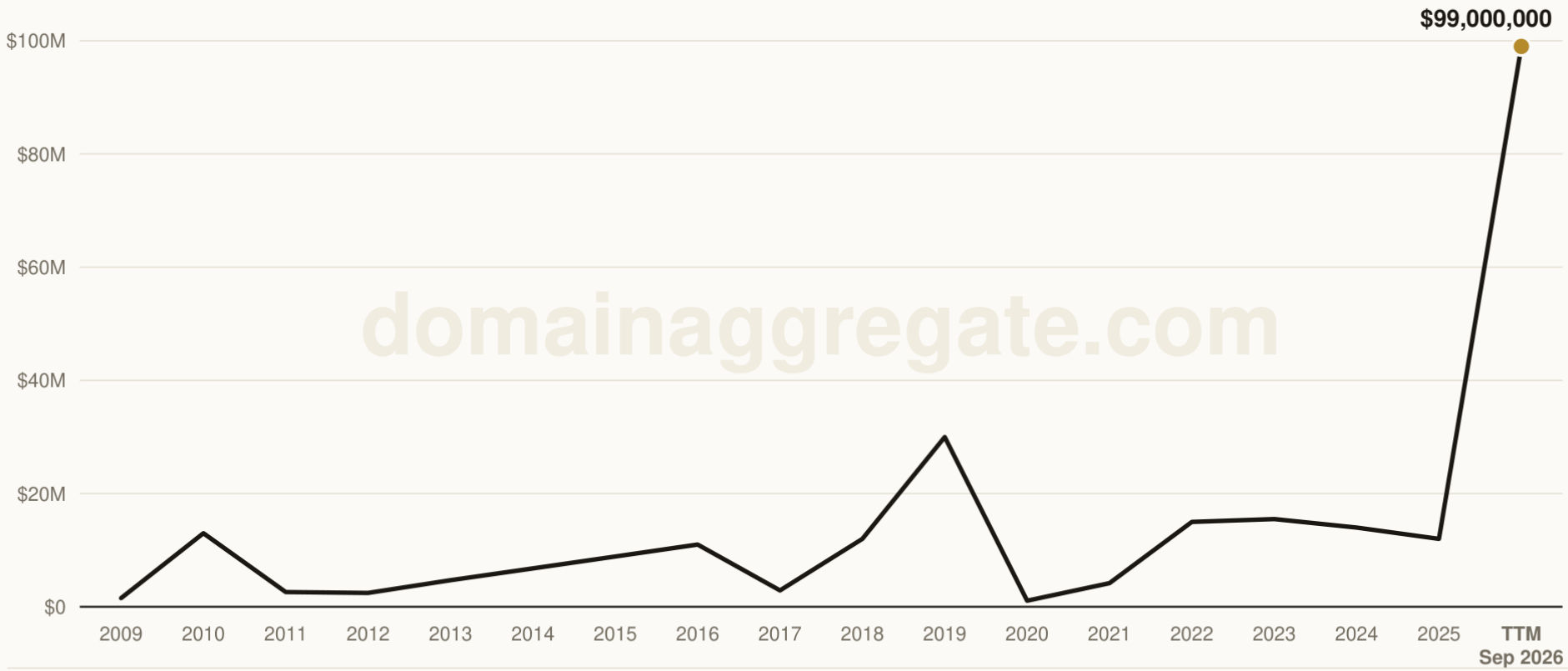

Source: URLV Domain Aggregate, url.ventures. CC BY 4.0. Data through Sep 20, 2026.

2026 year to date through Sep 20, 2026.

domainaggregate.com

Stamp UVDA-2026-09-e994daf5

https://domainaggregate.com/chart/biggest/2009-2026/line

URLV DOMAIN AGGREGATE

Largest Transaction, 2009 to TTM Sep 2026

Largest reported transaction per year.

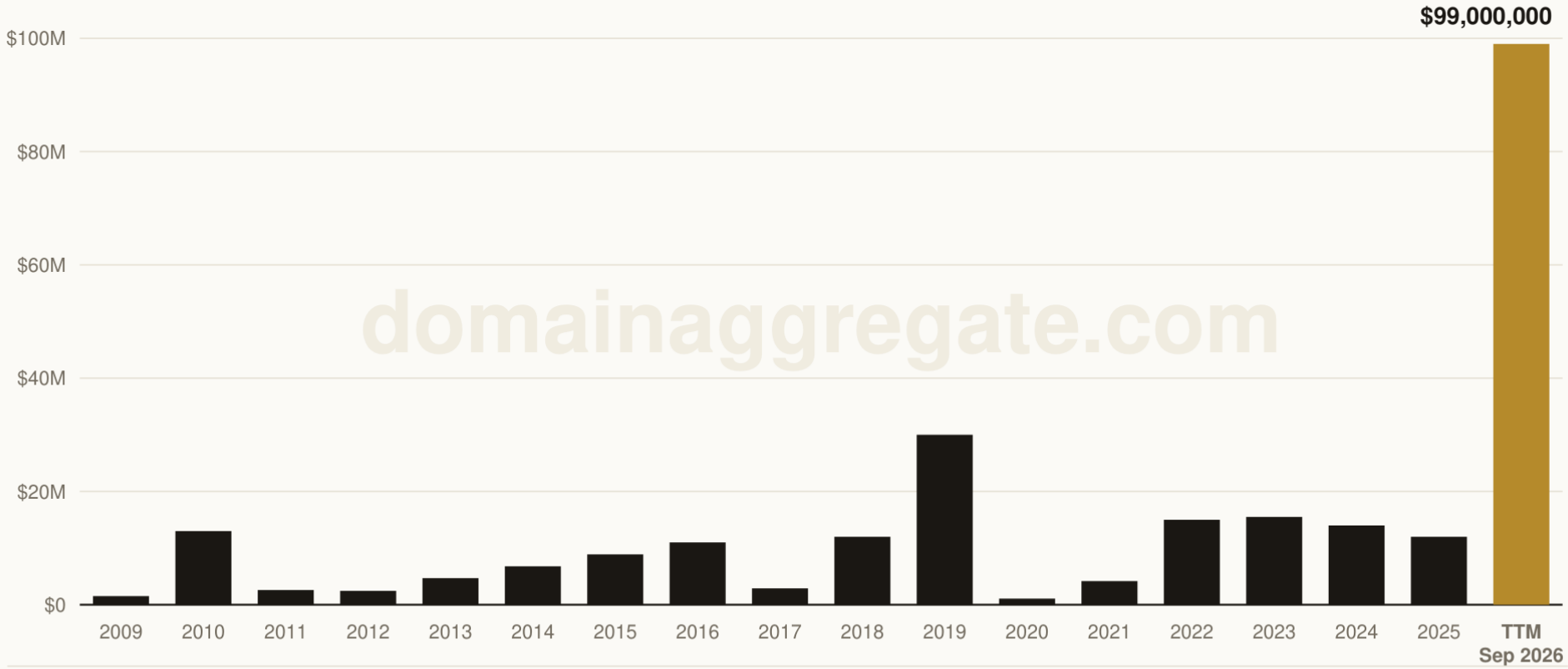

Source: URLV Domain Aggregate, url.ventures. CC BY 4.0. Data through Sep 20, 2026.

2026 year to date through Sep 20, 2026.

domainaggregate.com

Stamp UVDA-2026-09-6a13b144

https://domainaggregate.com/chart/biggest/2009-2026/bar

URLV DOMAIN AGGREGATE

Largest Transaction, 2016 to TTM Sep 2026

Largest reported transaction per year.

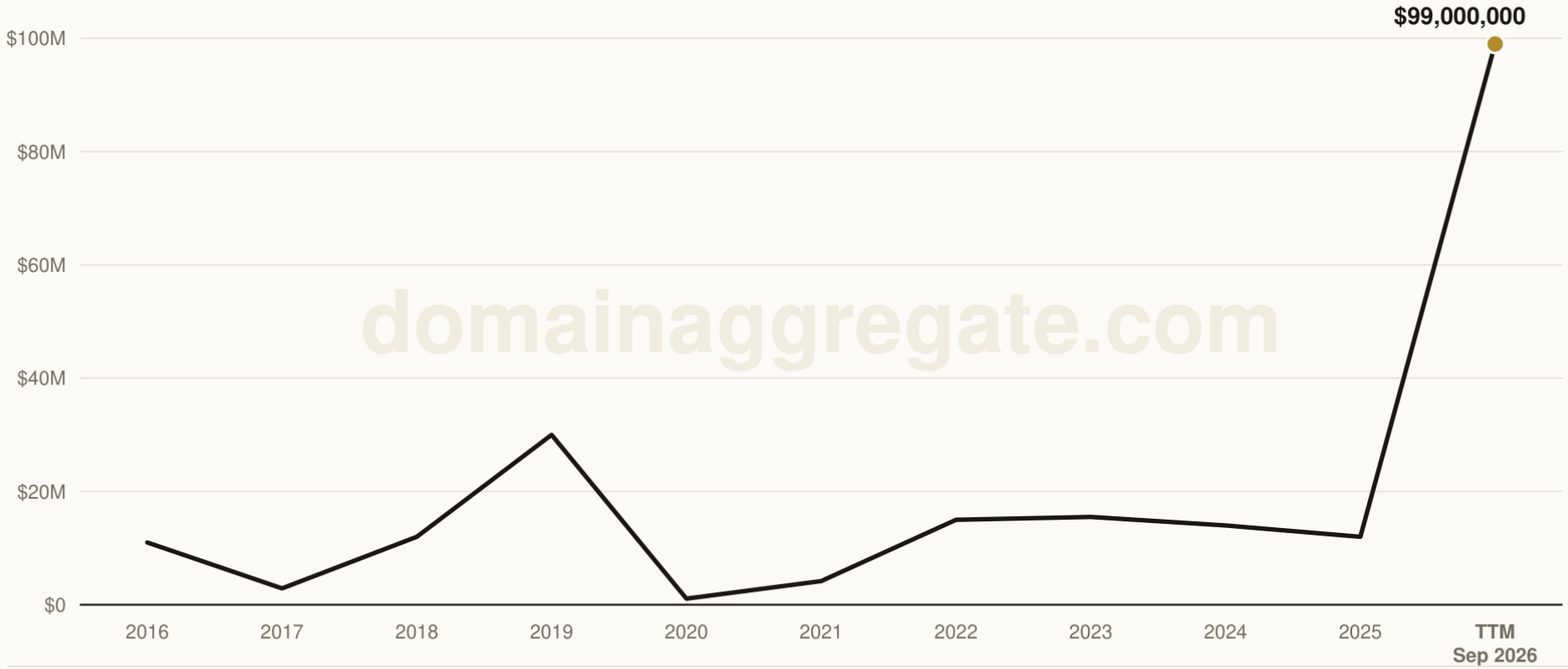

Source: URLV Domain Aggregate, url.ventures. CC BY 4.0. Data through Sep 20, 2026.

2026 year to date through Sep 20, 2026.

domainaggregate.com

Stamp UVDA-2026-09-1c512edd

https://domainaggregate.com/chart/biggest/2016-2026/line

URLV DOMAIN AGGREGATE

Largest Transaction, 2016 to TTM Sep 2026

Largest reported transaction per year.

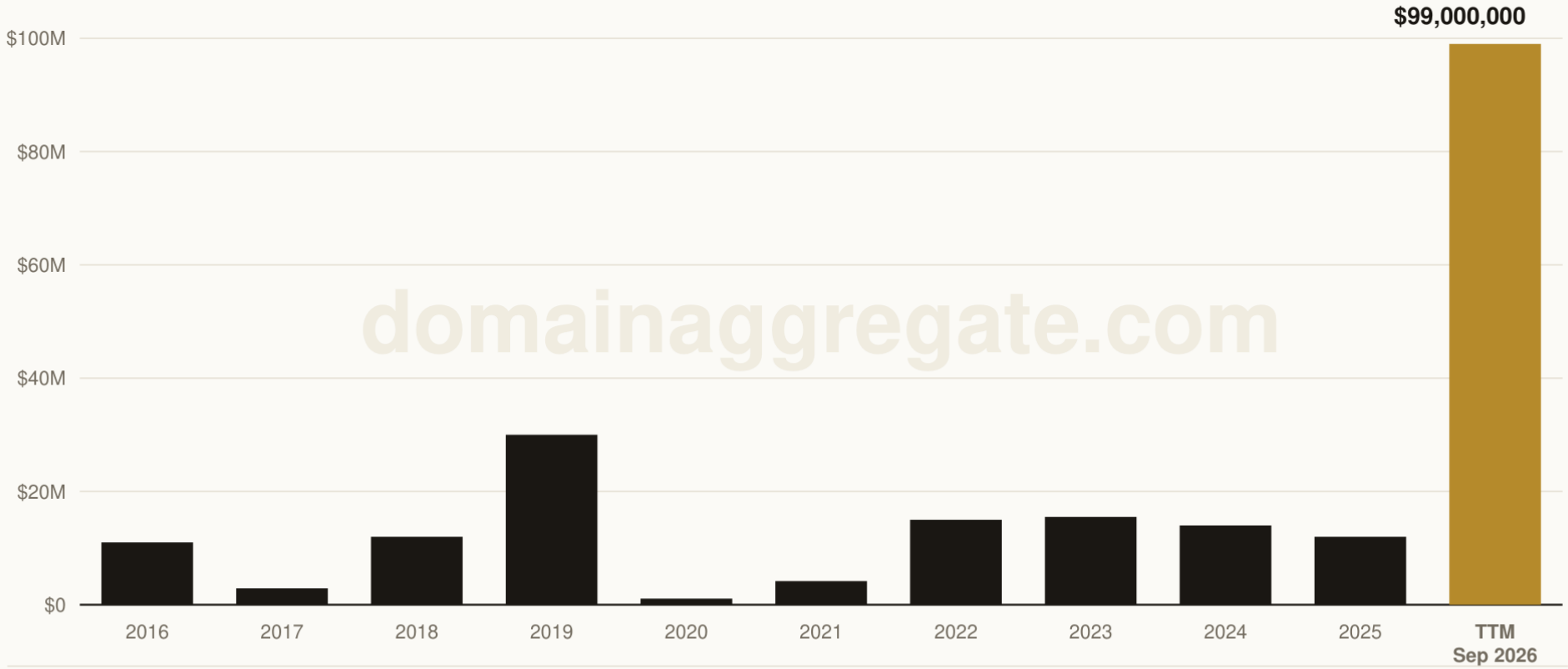

Source: URLV Domain Aggregate, url.ventures. CC BY 4.0. Data through Sep 20, 2026.

2026 year to date through Sep 20, 2026.

domainaggregate.com

Stamp UVDA-2026-09-767c1bec

https://domainaggregate.com/chart/biggest/2016-2026/bar

URLV DOMAIN AGGREGATE

Largest Transaction, 2021 to TTM Sep 2026

Largest reported transaction per year.

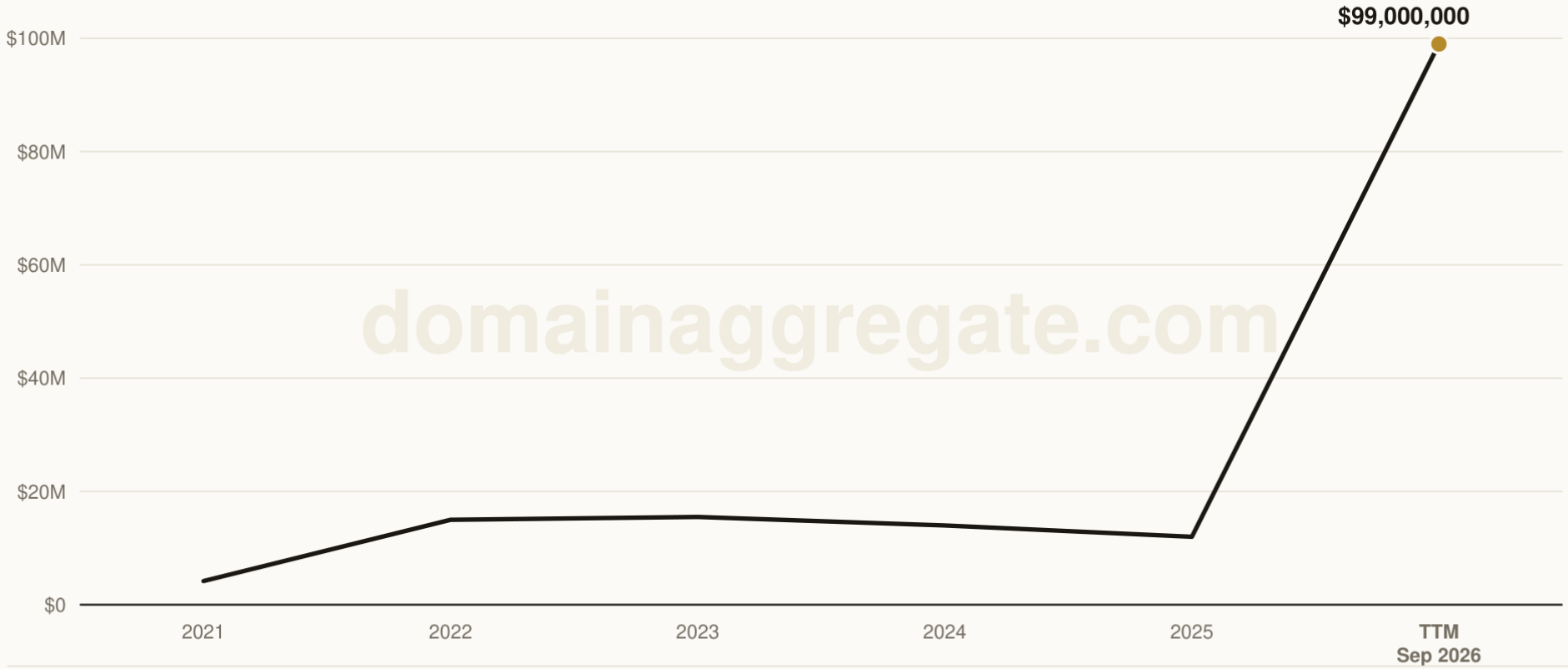

Source: URLV Domain Aggregate, url.ventures. CC BY 4.0. Data through Sep 20, 2026.

2026 year to date through Sep 20, 2026.

domainaggregate.com

Stamp UVDA-2026-09-777ed603

https://domainaggregate.com/chart/biggest/2021-2026/line

URLV DOMAIN AGGREGATE

Largest Transaction, 2021 to TTM Sep 2026

Largest reported transaction per year.

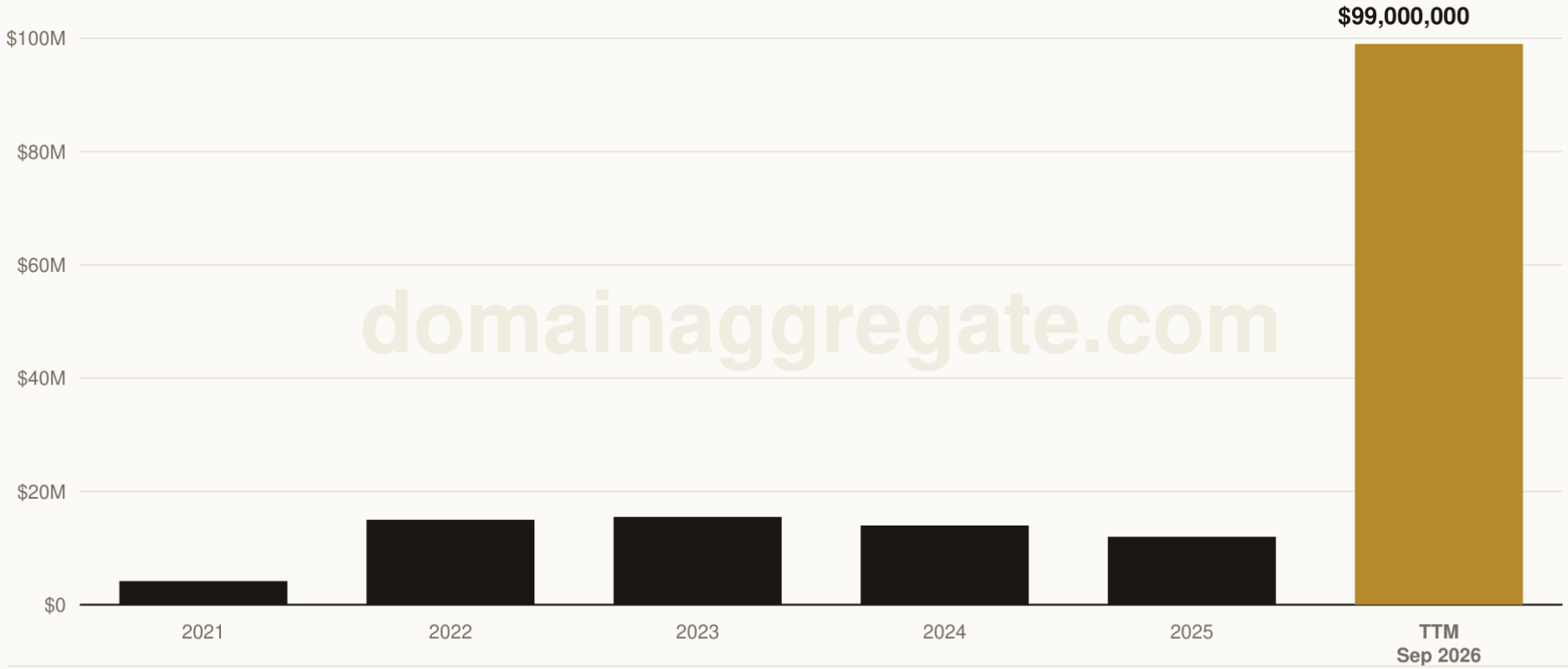

Source: URLV Domain Aggregate, url.ventures. CC BY 4.0. Data through Sep 20, 2026.

2026 year to date through Sep 20, 2026.

domainaggregate.com

Stamp UVDA-2026-09-2d103722

https://domainaggregate.com/chart/biggest/2021-2026/bar

URLV DOMAIN AGGREGATE

Top 10 Total, 2009 to TTM Sep 2026

Total value of the ten largest reported transactions per year.

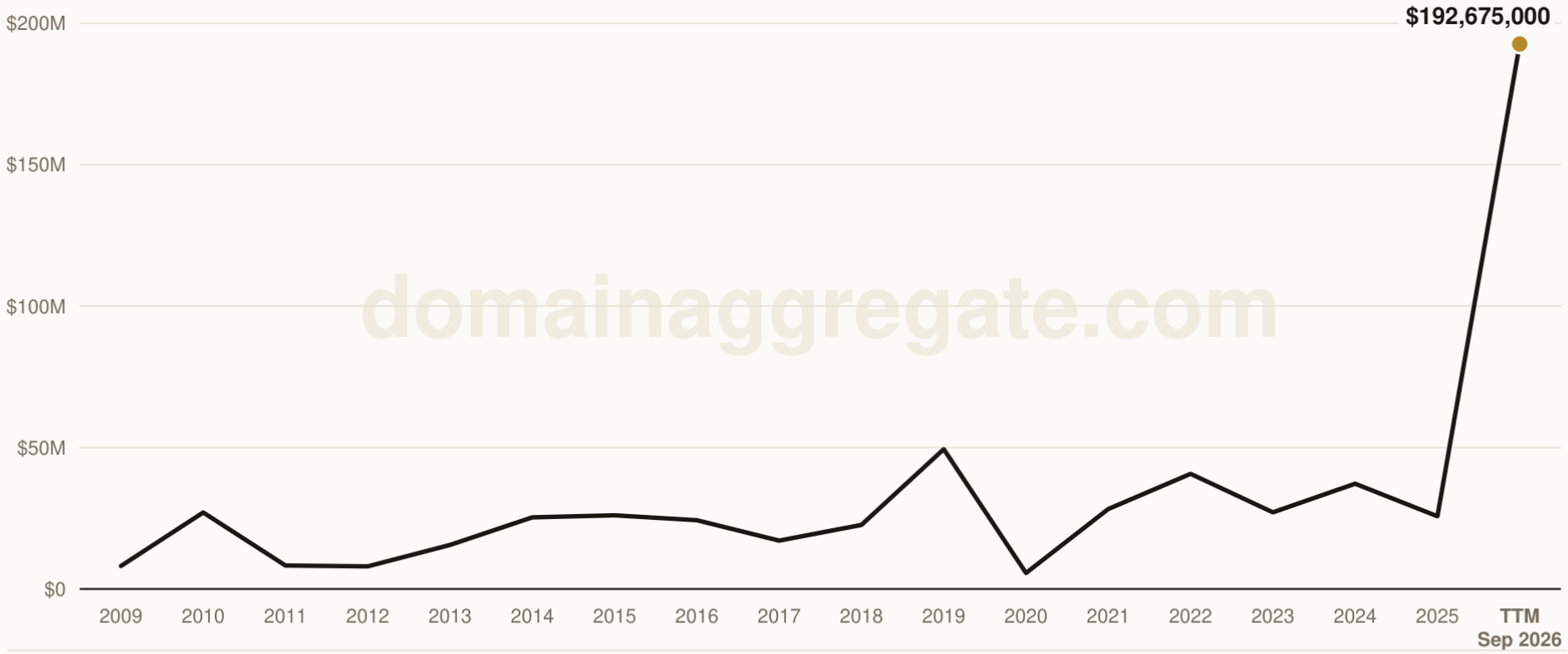

Source: URLV Domain Aggregate, url.ventures. CC BY 4.0. Data through Sep 20, 2026.

2026 year to date through Sep 20, 2026.

domainaggregate.com

Stamp UVDA-2026-09-9453e7e5

https://domainaggregate.com/chart/top10-total/2009-2026/line

URLV DOMAIN AGGREGATE

Top 10 Total, 2009 to TTM Sep 2026

Total value of the ten largest reported transactions per year.

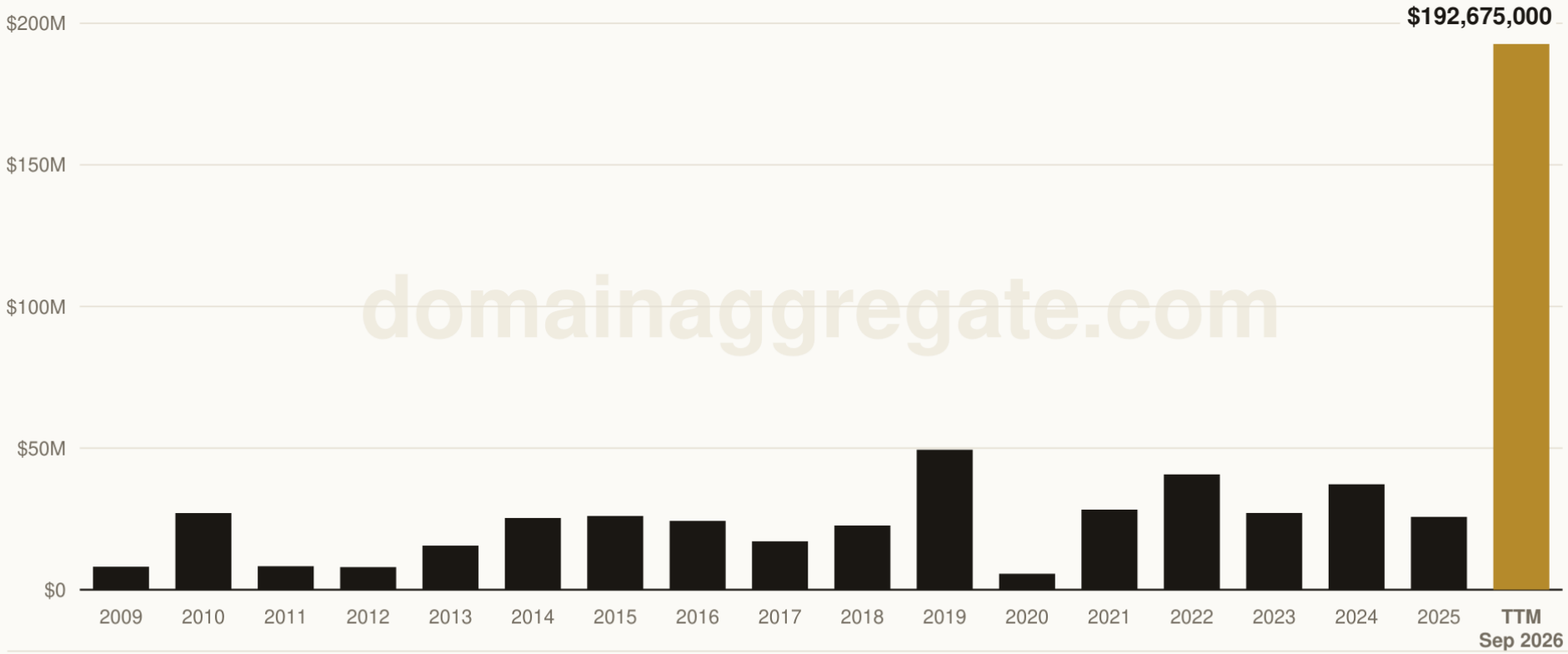

domainaggregate.com

Source: URLV Domain Aggregate, url.ventures. CC BY 4.0. Data through Sep 20, 2026.

2026 year to date through Sep 20, 2026.

domainaggregate.com

Stamp UVDA-2026-09-5c9f36f4

https://domainaggregate.com/chart/top10-total/2009-2026/bar

URLV DOMAIN AGGREGATE

Top 10 Total, 2016 to TTM Sep 2026

Total value of the ten largest reported transactions per year.

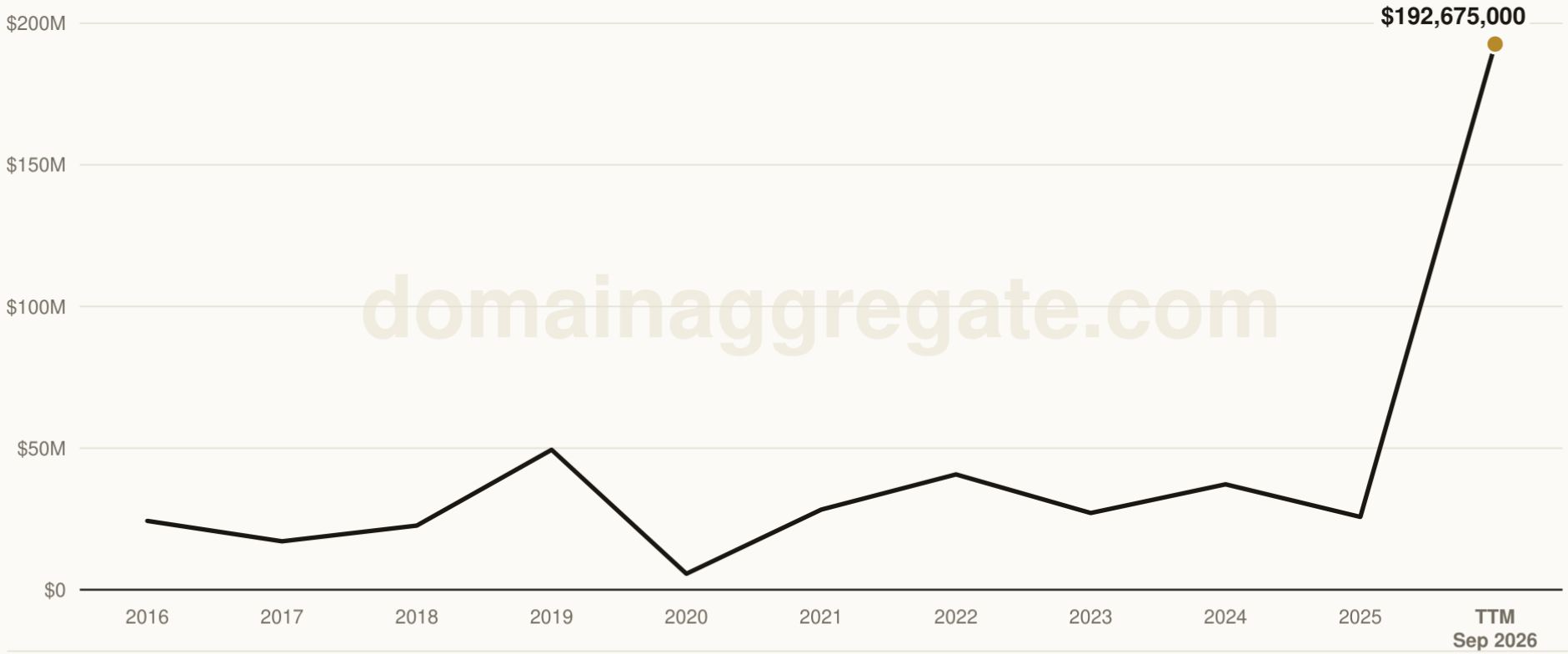

Source: URLV Domain Aggregate, url.ventures. CC BY 4.0. Data through Sep 20, 2026.

2026 year to date through Sep 20, 2026.

domainaggregate.com

Stamp UVDA-2026-09-2c0d408d

https://domainaggregate.com/chart/top10-total/2016-2026/line

URLV DOMAIN AGGREGATE

Top 10 Total, 2016 to TTM Sep 2026

Total value of the ten largest reported transactions per year.

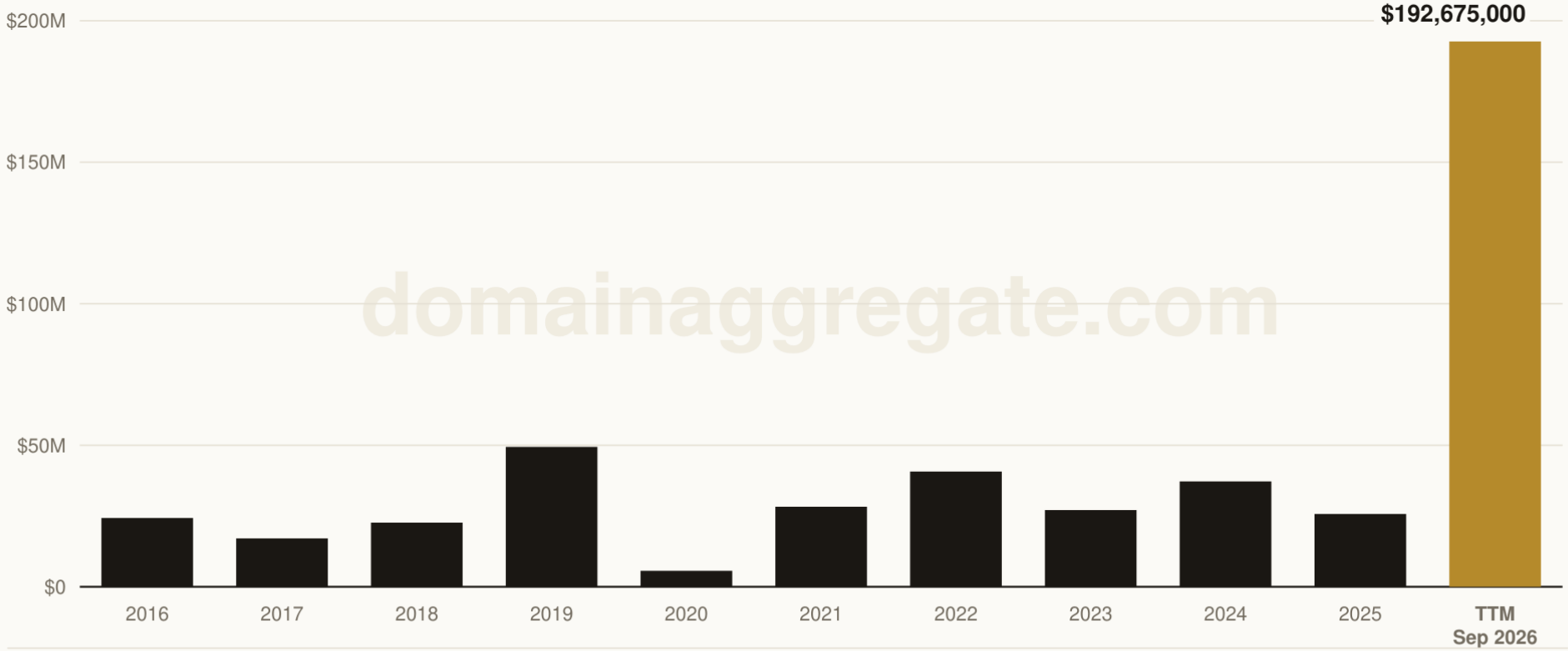

domainaggregate.com

Source: URLV Domain Aggregate, url.ventures. CC BY 4.0. Data through Sep 20, 2026.

2026 year to date through Sep 20, 2026.

domainaggregate.com

Stamp UVDA-2026-09-6d96b59c

https://domainaggregate.com/chart/top10-total/2016-2026/bar

URLV DOMAIN AGGREGATE

Top 10 Total, 2021 to TTM Sep 2026

Total value of the ten largest reported transactions per year.

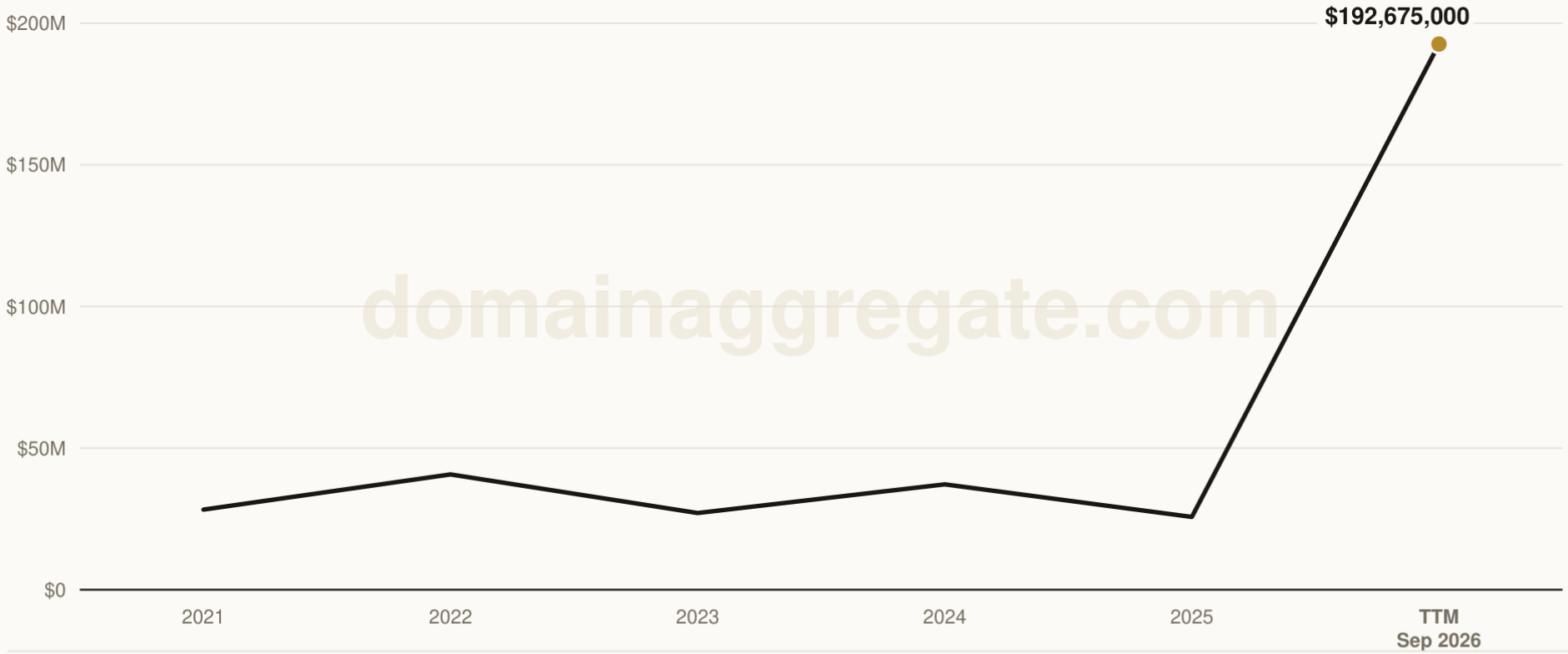

domainaggregate.com

Source: URLV Domain Aggregate, url.ventures. CC BY 4.0. Data through Sep 20, 2026.

2026 year to date through Sep 20, 2026.

domainaggregate.com

Stamp UVDA-2026-09-55bc85f3

https://domainaggregate.com/chart/top10-total/2021-2026/line

URLV DOMAIN AGGREGATE

Top 10 Total, 2021 to TTM Sep 2026

Total value of the ten largest reported transactions per year.

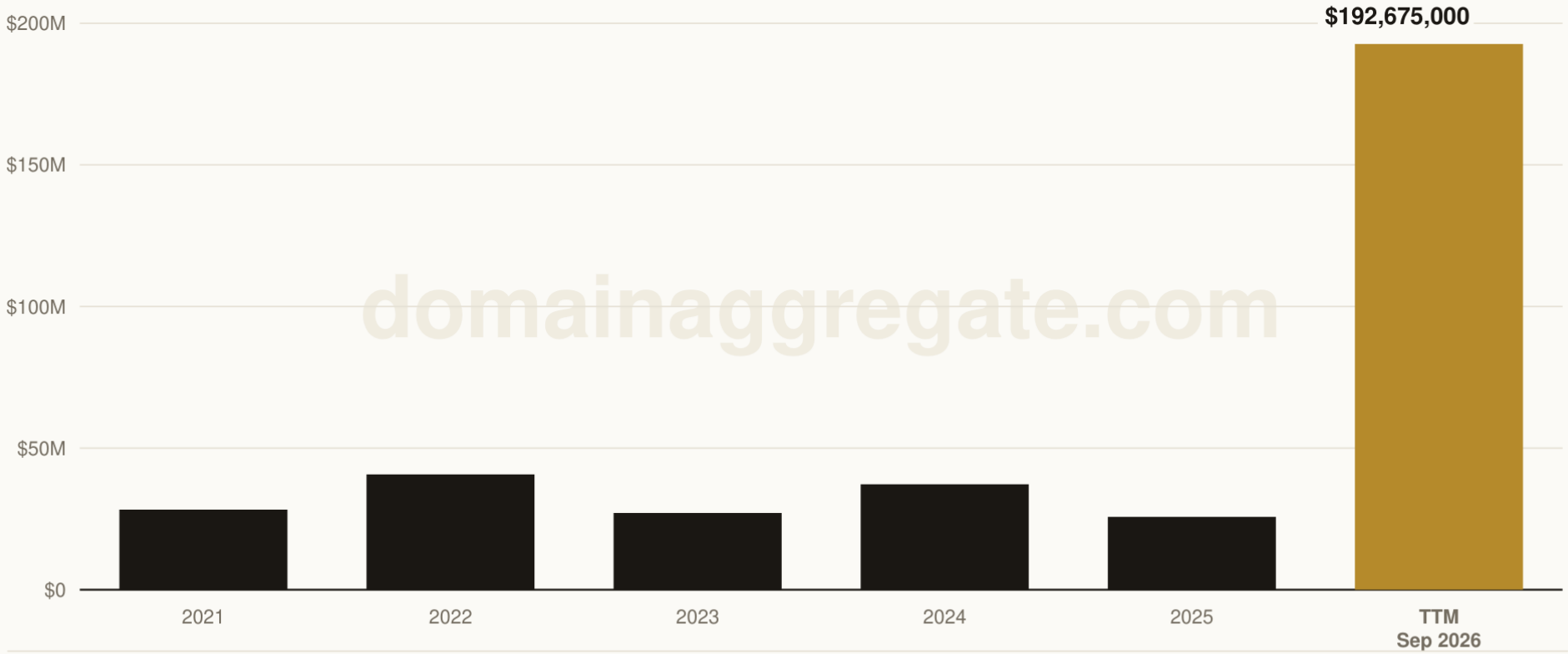

Source: URLV Domain Aggregate, url.ventures. CC BY 4.0. Data through Sep 20, 2026.

2026 year to date through Sep 20, 2026.

domainaggregate.com

Stamp UVDA-2026-09-5eecc392

https://domainaggregate.com/chart/top10-total/2021-2026/bar

URLV DOMAIN AGGREGATE

.com Share of Top 10, 2009 to TTM Sep 2026

Share of the ten largest transactions per year in .com.

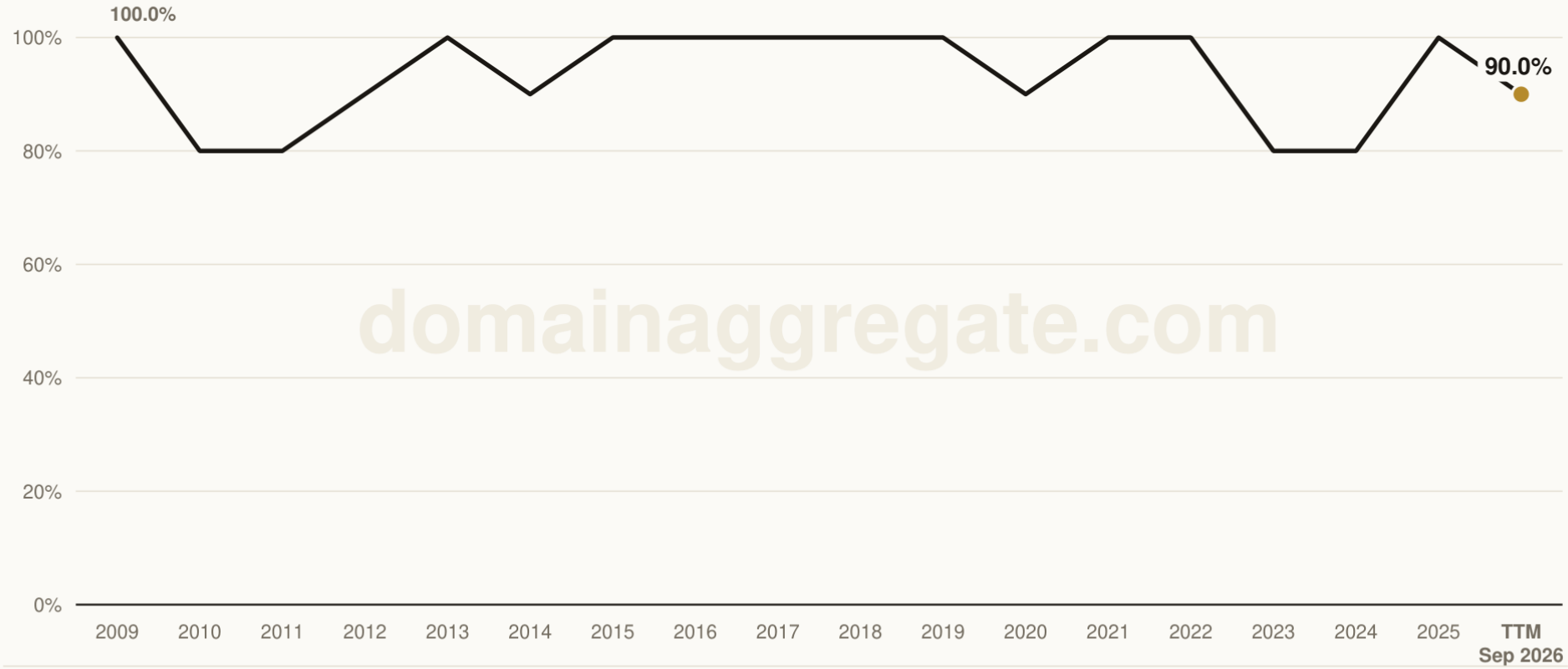

Source: URLV Domain Aggregate, url.ventures. CC BY 4.0. Data through Sep 20, 2026.

domainaggregate.com

2026 year to date through Sep 20, 2026.

Stamp UVDA-2026-09-3cdf7b63

https://domainaggregate.com/chart/com-share/2009-2026/line

URLV DOMAIN AGGREGATE

.com Share of Top 10, 2009 to TTM Sep 2026

Share of the ten largest transactions per year in .com.

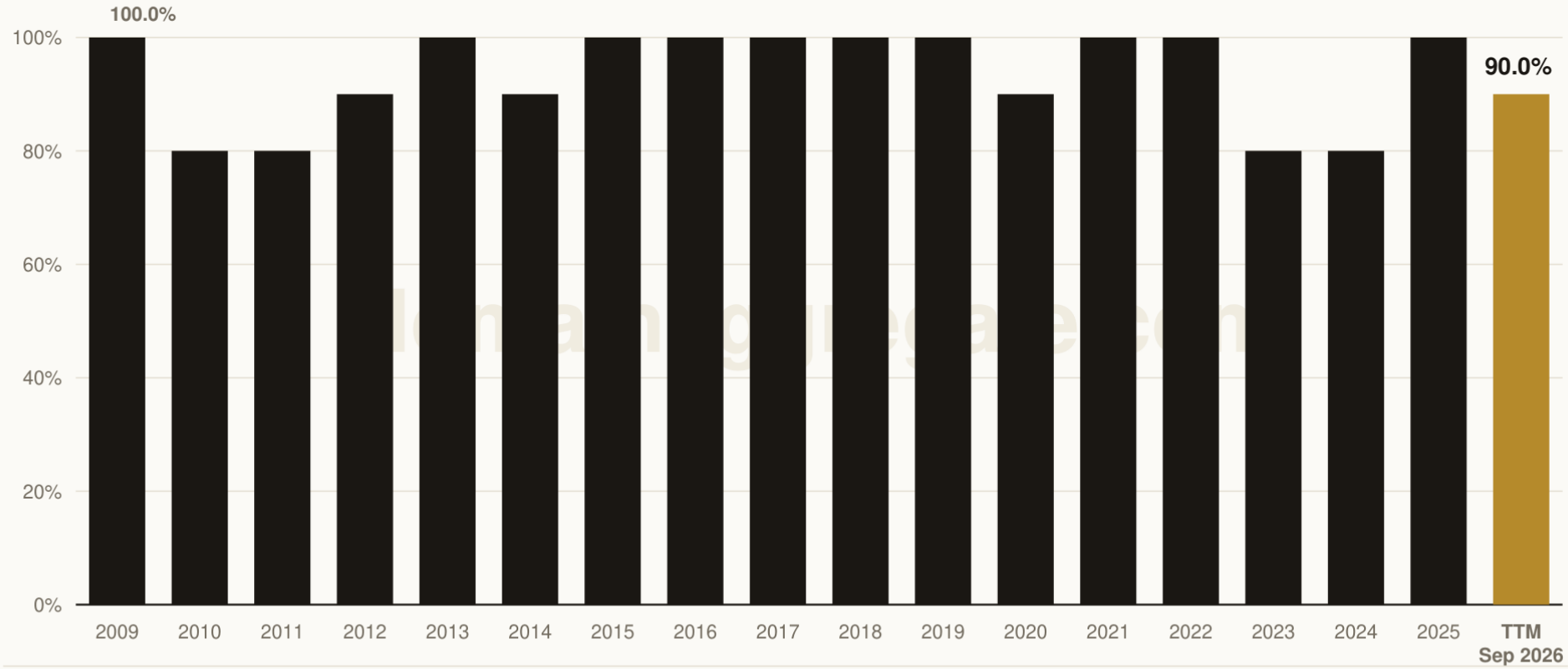

Source: URLV Domain Aggregate, url.ventures. CC BY 4.0. Data through Sep 20, 2026.

2026 year to date through Sep 20, 2026.

domainaggregate.com

Stamp UVDA-2026-09-5eed9182

https://domainaggregate.com/chart/com-share/2009-2026/bar

URLV DOMAIN AGGREGATE

.com Share of Top 10, 2016 to TTM Sep 2026

Share of the ten largest transactions per year in .com.

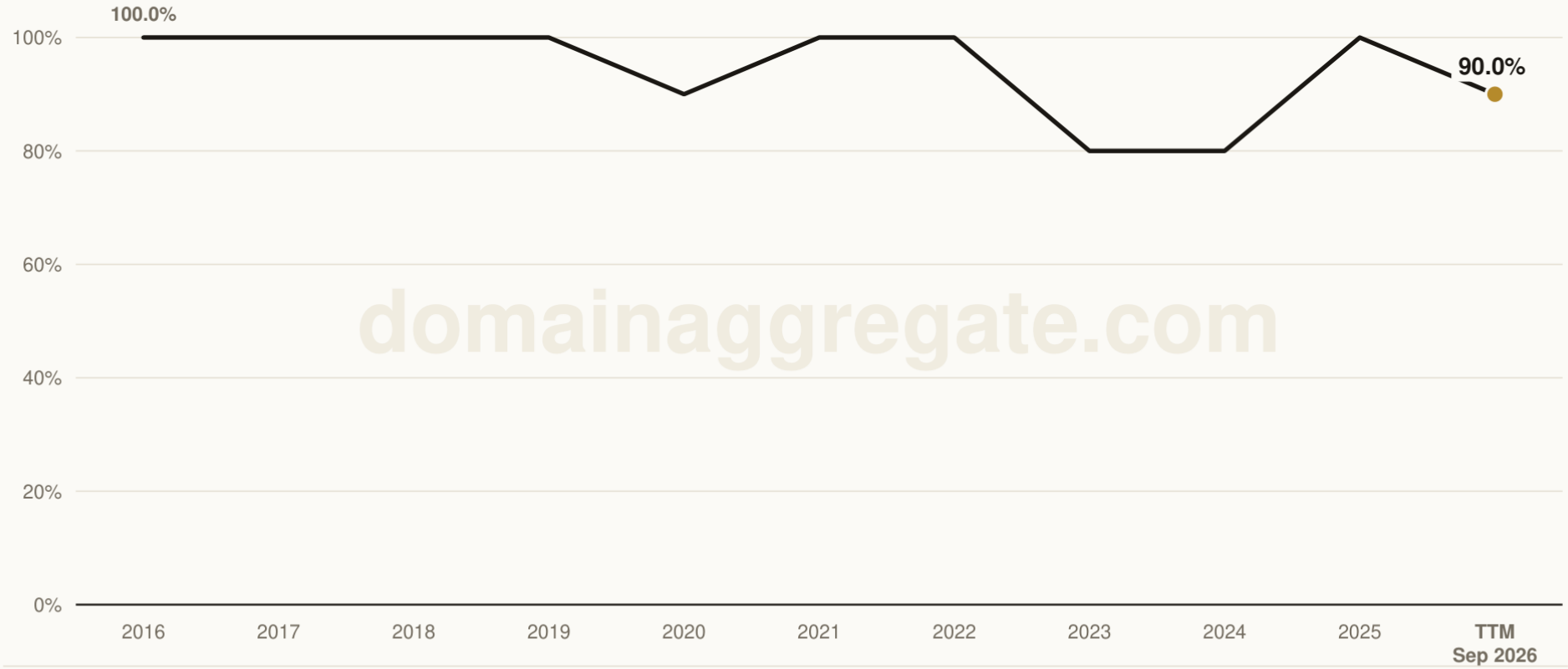

Source: URLV Domain Aggregate, url.ventures. CC BY 4.0. Data through Sep 20, 2026.

domainaggregate.com

2026 year to date through Sep 20, 2026.

Stamp UVDA-2026-09-91223d8f

https://domainaggregate.com/chart/com-share/2016-2026/line

URLV DOMAIN AGGREGATE

.com Share of Top 10, 2016 to TTM Sep 2026

Share of the ten largest transactions per year in .com.

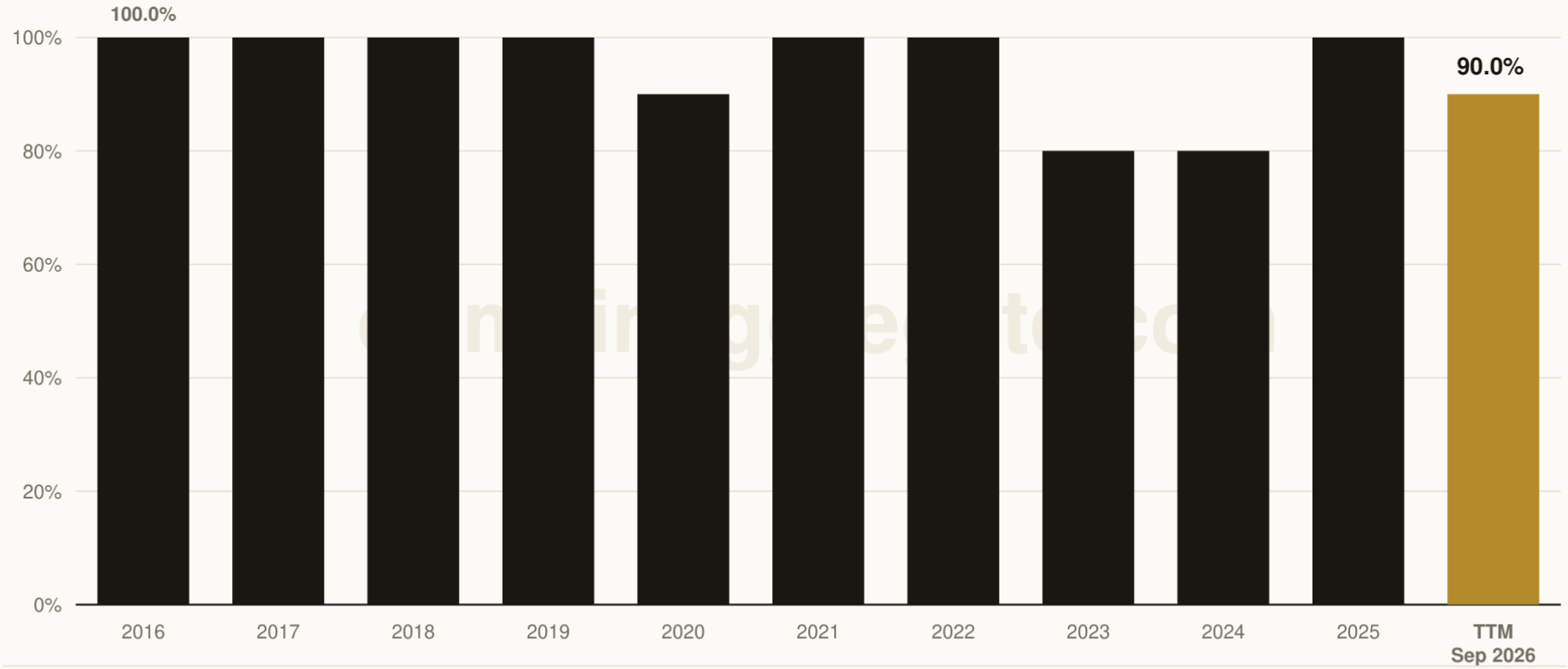

Source: URLV Domain Aggregate, url.ventures. CC BY 4.0. Data through Sep 20, 2026.

2026 year to date through Sep 20, 2026.

domainaggregate.com

Stamp UVDA-2026-09-bb001abe

https://domainaggregate.com/chart/com-share/2016-2026/bar

URLV DOMAIN AGGREGATE

.com Share of Top 10, 2021 to TTM Sep 2026

Share of the ten largest transactions per year in .com.

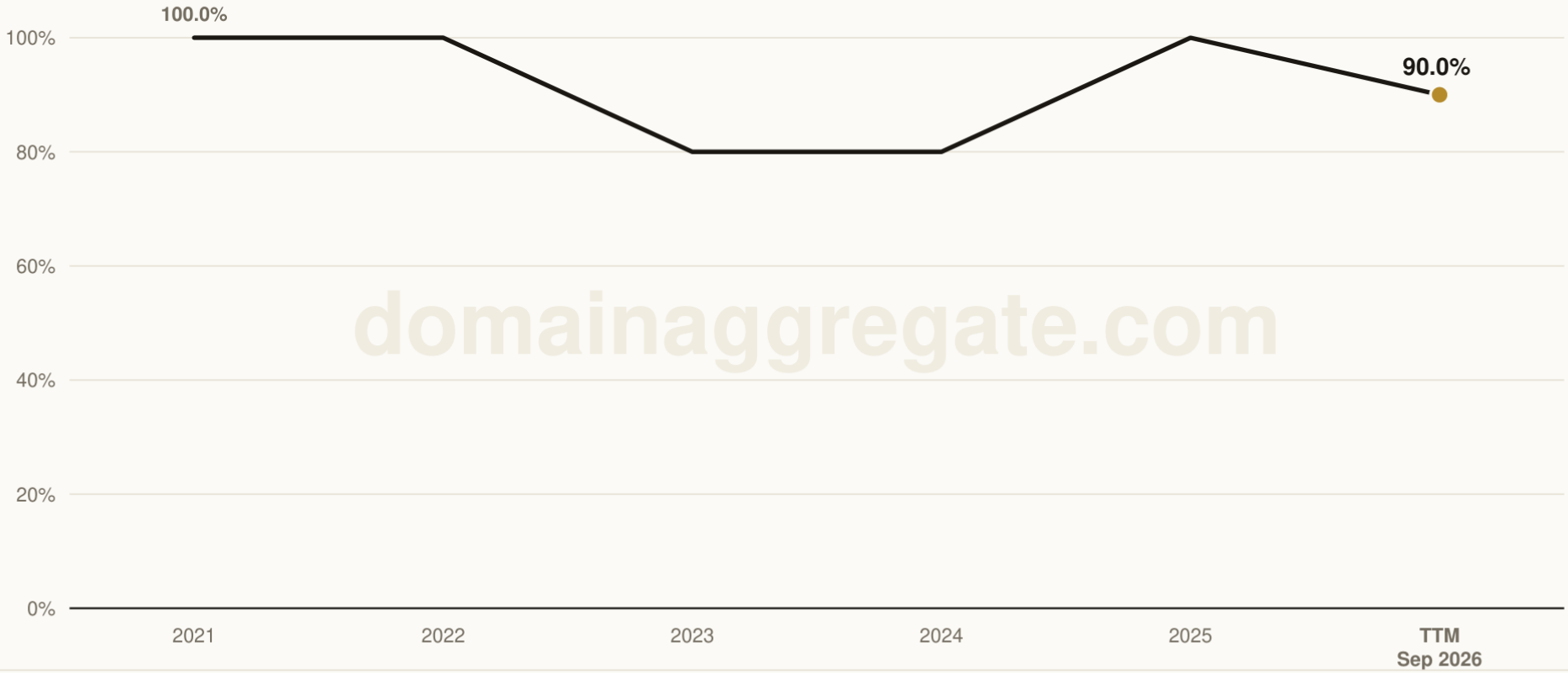

domainaggregate.com

Source: URLV Domain Aggregate, url.ventures. CC BY 4.0. Data through Sep 20, 2026.

2026 year to date through Sep 20, 2026.

domainaggregate.com

Stamp UVDA-2026-09-536eb905

https://domainaggregate.com/chart/com-share/2021-2026/line

URLV DOMAIN AGGREGATE

.com Share of Top 10, 2021 to TTM Sep 2026

Share of the ten largest transactions per year in .com.

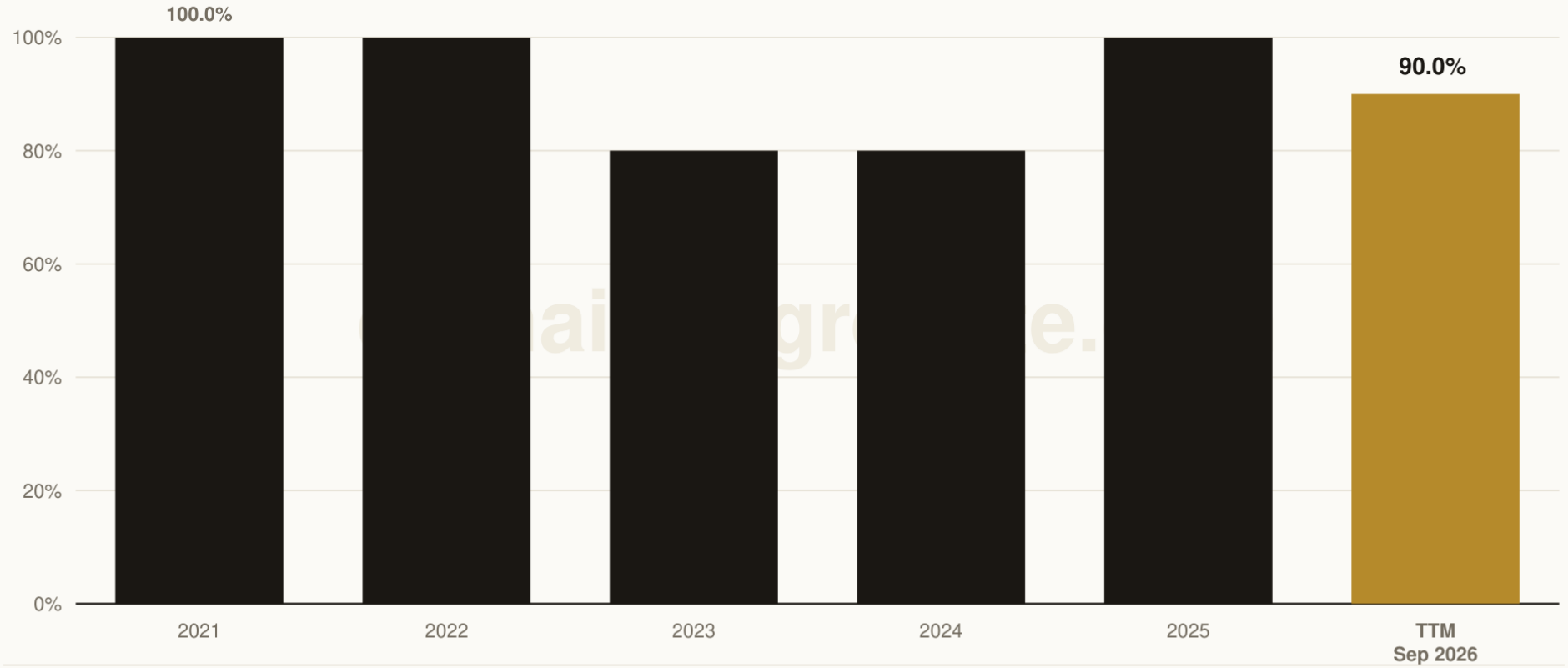

Source: URLV Domain Aggregate, url.ventures. CC BY 4.0. Data through Sep 20, 2026.

2026 year to date through Sep 20, 2026.

domainaggregate.com

Stamp UVDA-2026-09-e562fd94

https://domainaggregate.com/chart/com-share/2021-2026/bar

URLV DOMAIN AGGREGATE

.ai Names in Top 10, 2009 to TTM Sep 2026

Count of .ai names among the ten largest transactions per year.

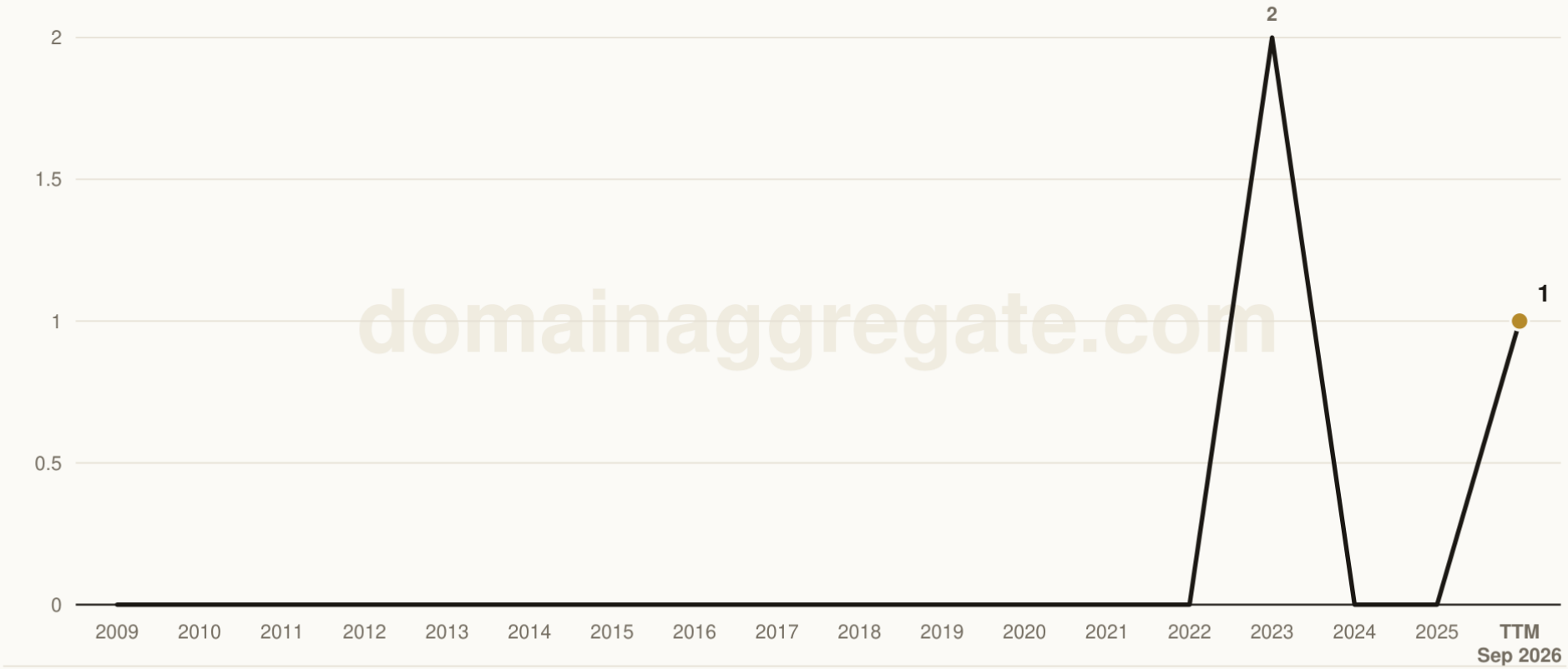

Source: URLV Domain Aggregate, url.ventures. CC BY 4.0. Data through Sep 20, 2026.

2026 year to date through Sep 20, 2026.

domainaggregate.com

Stamp UVDA-2026-09-40df7541

https://domainaggregate.com/chart/ai-names/2009-2026/line

URLV DOMAIN AGGREGATE

.ai Names in Top 10, 2009 to TTM Sep 2026

Count of .ai names among the ten largest transactions per year.

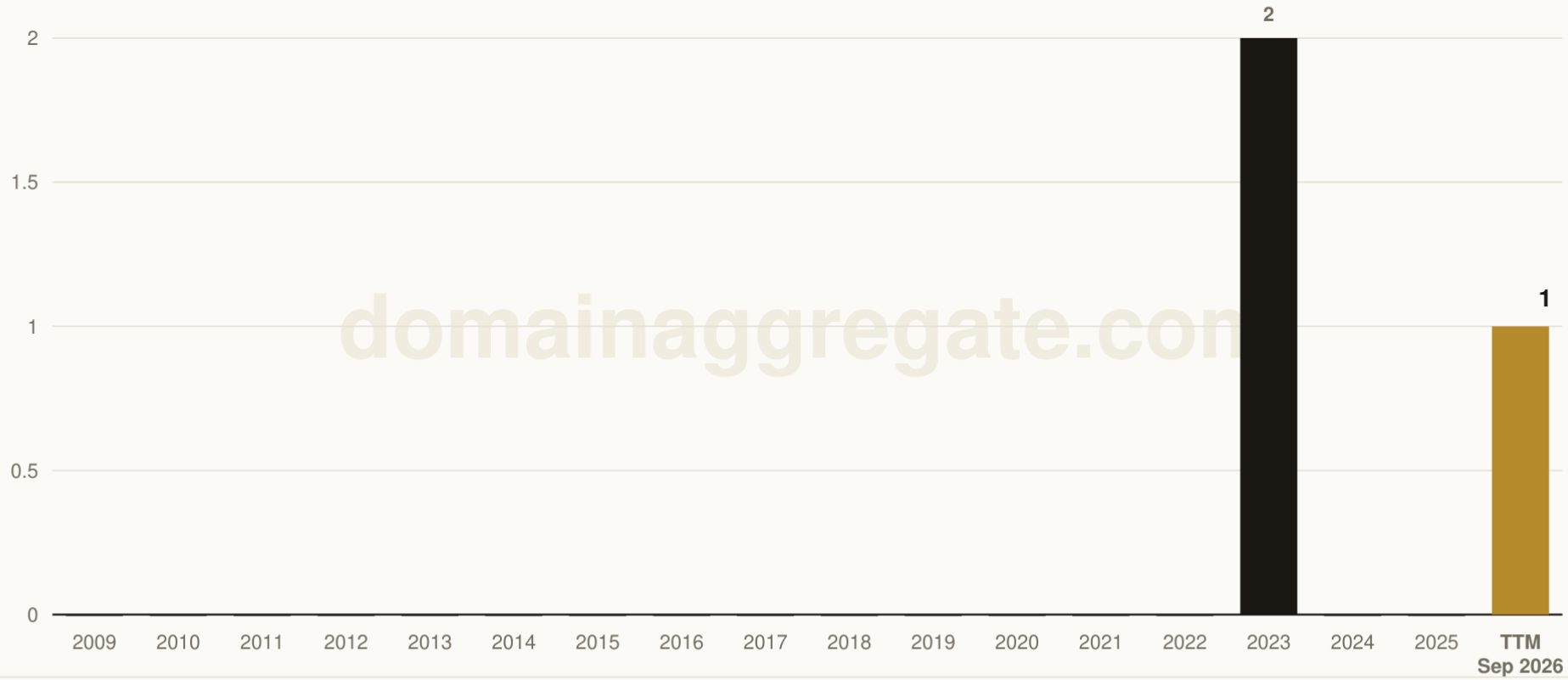

Source: URLV Domain Aggregate, url.ventures. CC BY 4.0. Data through Sep 20, 2026.

2026 year to date through Sep 20, 2026.

domainaggregate.com

Stamp UVDA-2026-09-afcff4a0

https://domainaggregate.com/chart/ai-names/2009-2026/bar

URLV DOMAIN AGGREGATE

.ai Names in Top 10, 2016 to TTM Sep 2026

Count of .ai names among the ten largest transactions per year.

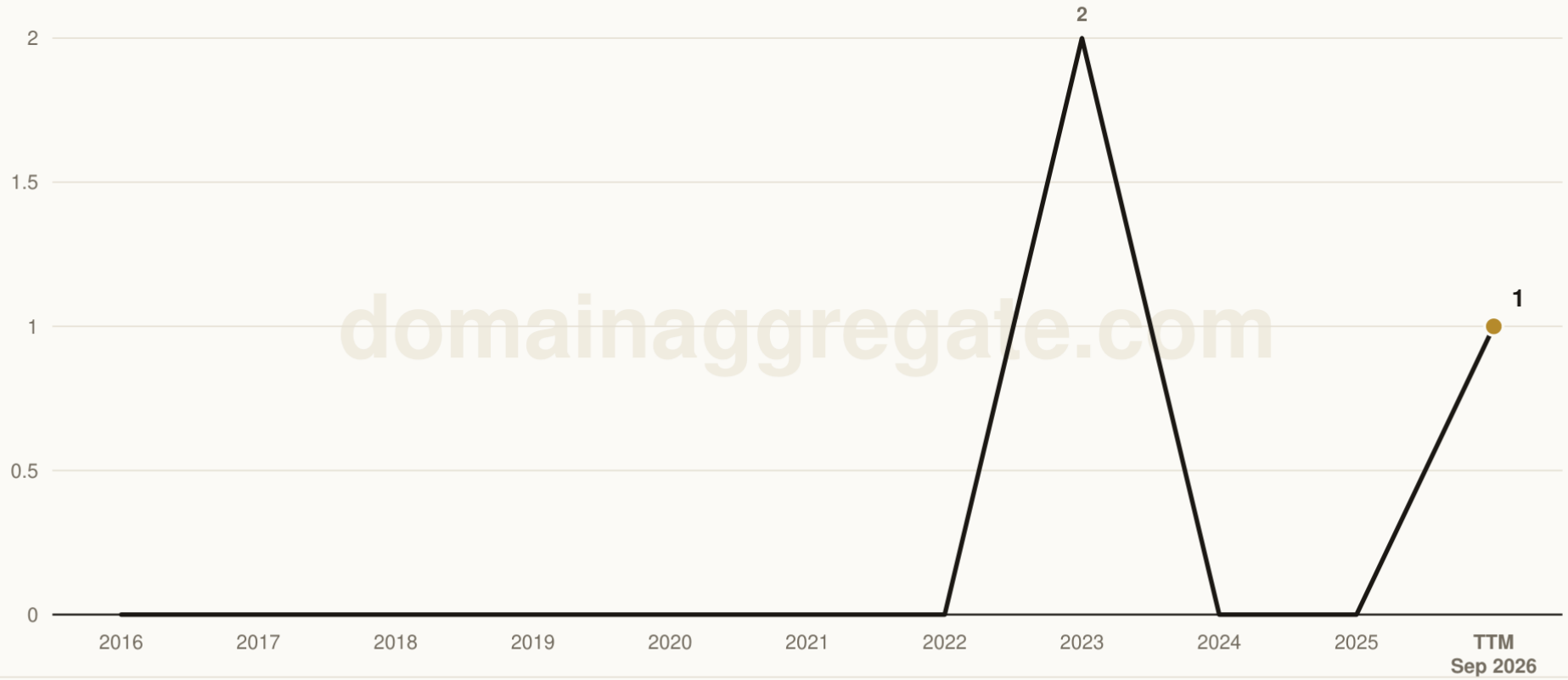

domainaggregate.com

Source: URLV Domain Aggregate, url.ventures. CC BY 4.0. Data through Sep 20, 2026.

2026 year to date through Sep 20, 2026.

domainaggregate.com

Stamp UVDA-2026-09-f02369a1

https://domainaggregate.com/chart/ai-names/2016-2026/line

URLV DOMAIN AGGREGATE

.ai Names in Top 10, 2016 to TTM Sep 2026

Count of .ai names among the ten largest transactions per year.

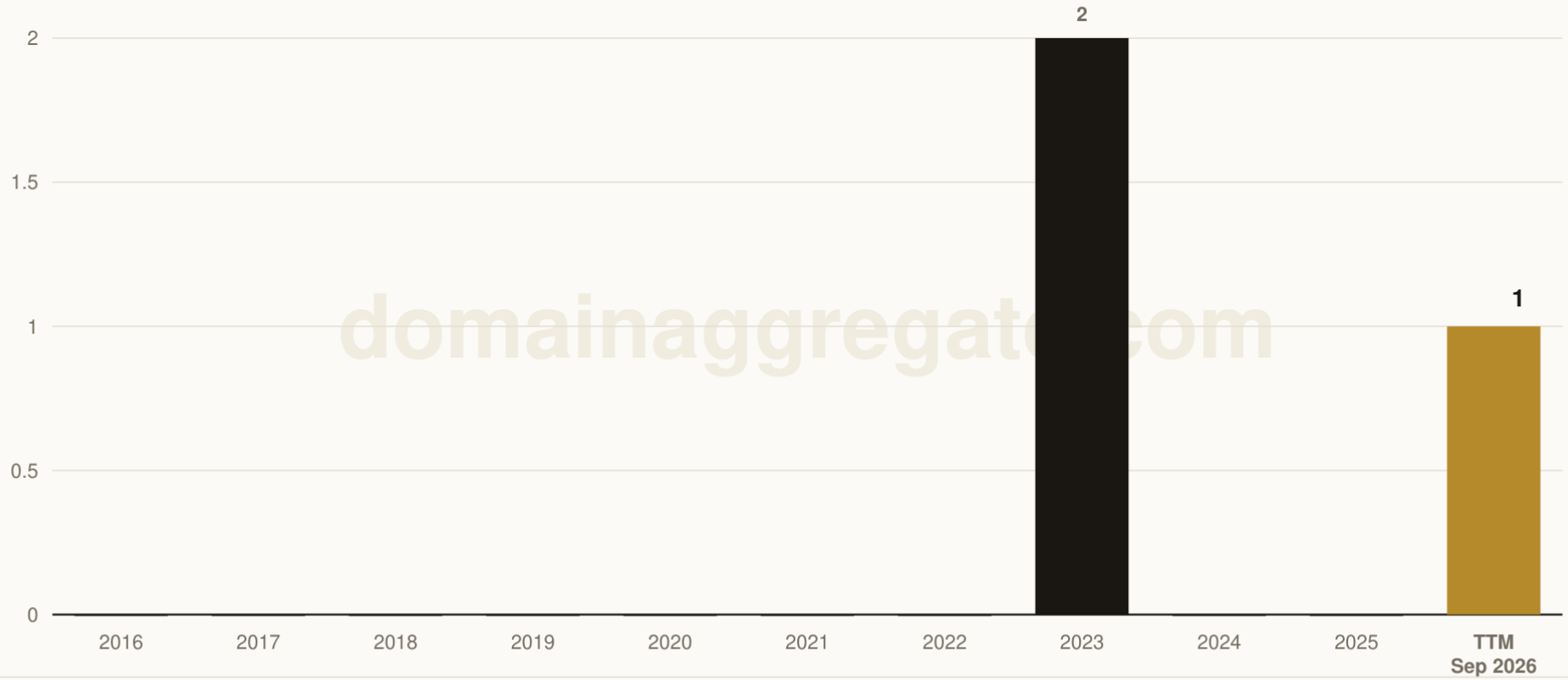

Source: URLV Domain Aggregate, url.ventures. CC BY 4.0. Data through Sep 20, 2026.

2026 year to date through Sep 20, 2026.

domainaggregate.com

Stamp UVDA-2026-09-27fdb500

https://domainaggregate.com/chart/ai-names/2016-2026/bar

URLV DOMAIN AGGREGATE

.ai Names in Top 10, 2021 to TTM Sep 2026

Count of .ai names among the ten largest transactions per year.

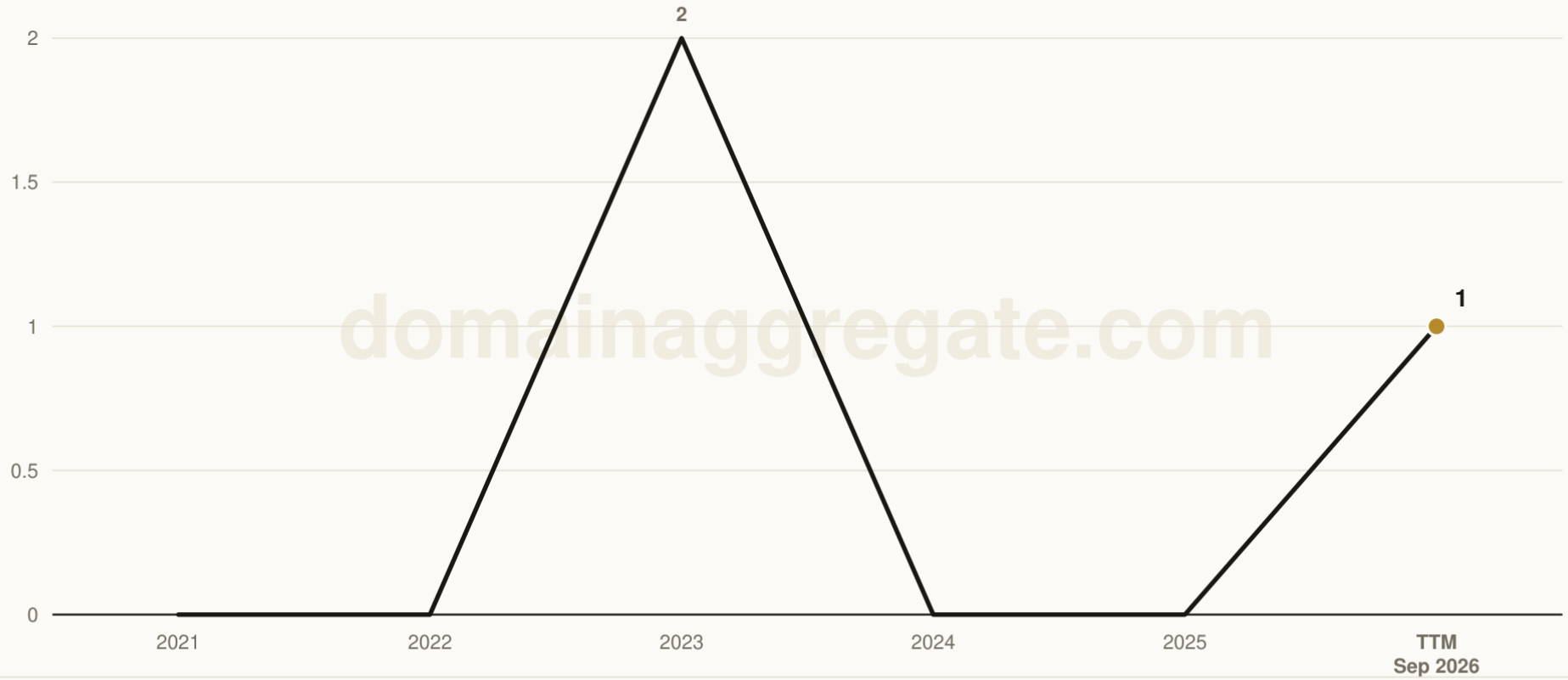

domainaggregate.com

Source: URLV Domain Aggregate, url.ventures. CC BY 4.0. Data through Sep 20, 2026.

2026 year to date through Sep 20, 2026.

domainaggregate.com

Stamp UVDA-2026-09-46d2a0ff

https://domainaggregate.com/chart/ai-names/2021-2026/line

URLV DOMAIN AGGREGATE

.ai Names in Top 10, 2021 to TTM Sep 2026

Count of .ai names among the ten largest transactions per year.

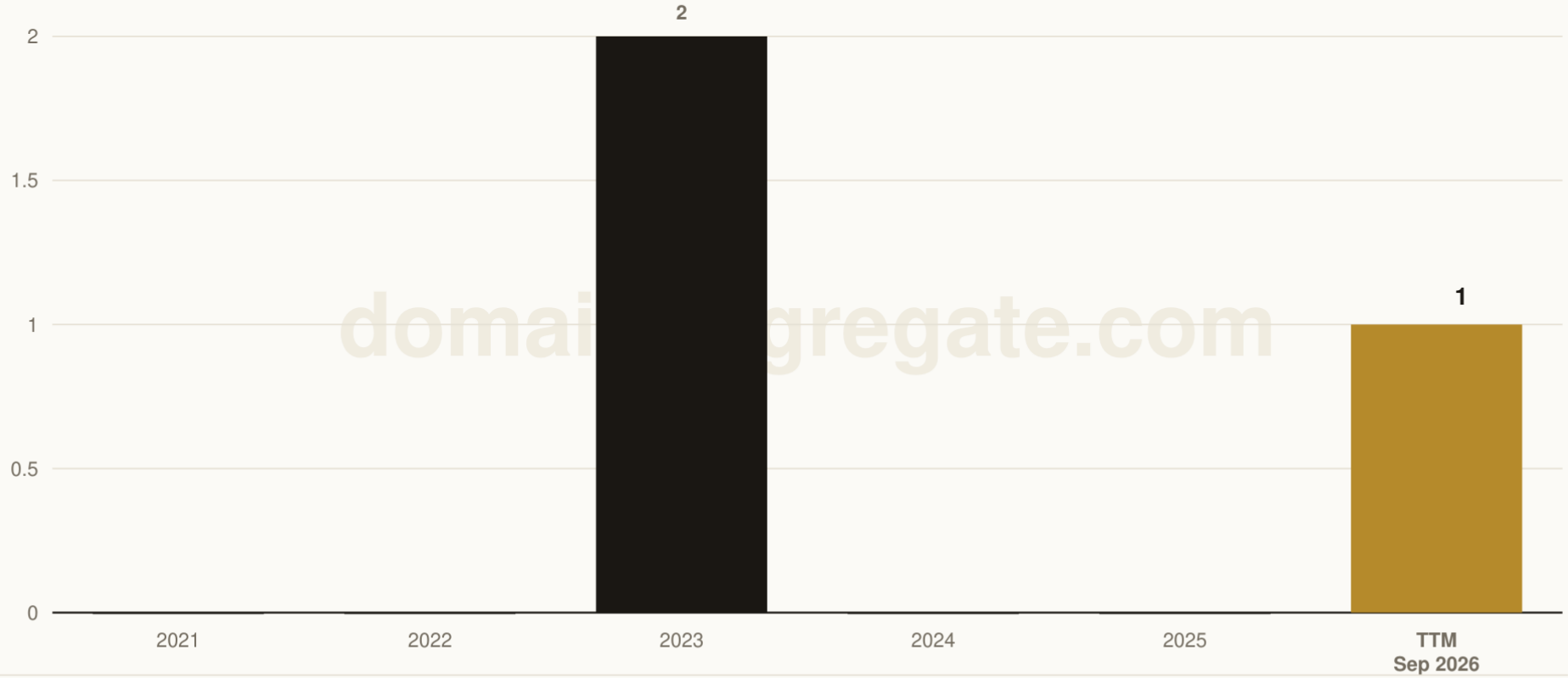

domainaggregate.com

Source: URLV Domain Aggregate, url.ventures. CC BY 4.0. Data through Sep 20, 2026.

2026 year to date through Sep 20, 2026.

domainaggregate.com

Stamp UVDA-2026-09-2dd7d52e

https://domainaggregate.com/chart/ai-names/2021-2026/bar

CHARTS

Monthly (DNJournal)

8 charts



Photo: Jan Huber on Unsplash

URLV DOMAIN AGGREGATE

Monthly Volume, Jan 2024 to Sep 2026

Total value of transactions in DNJournal published reports, by month.

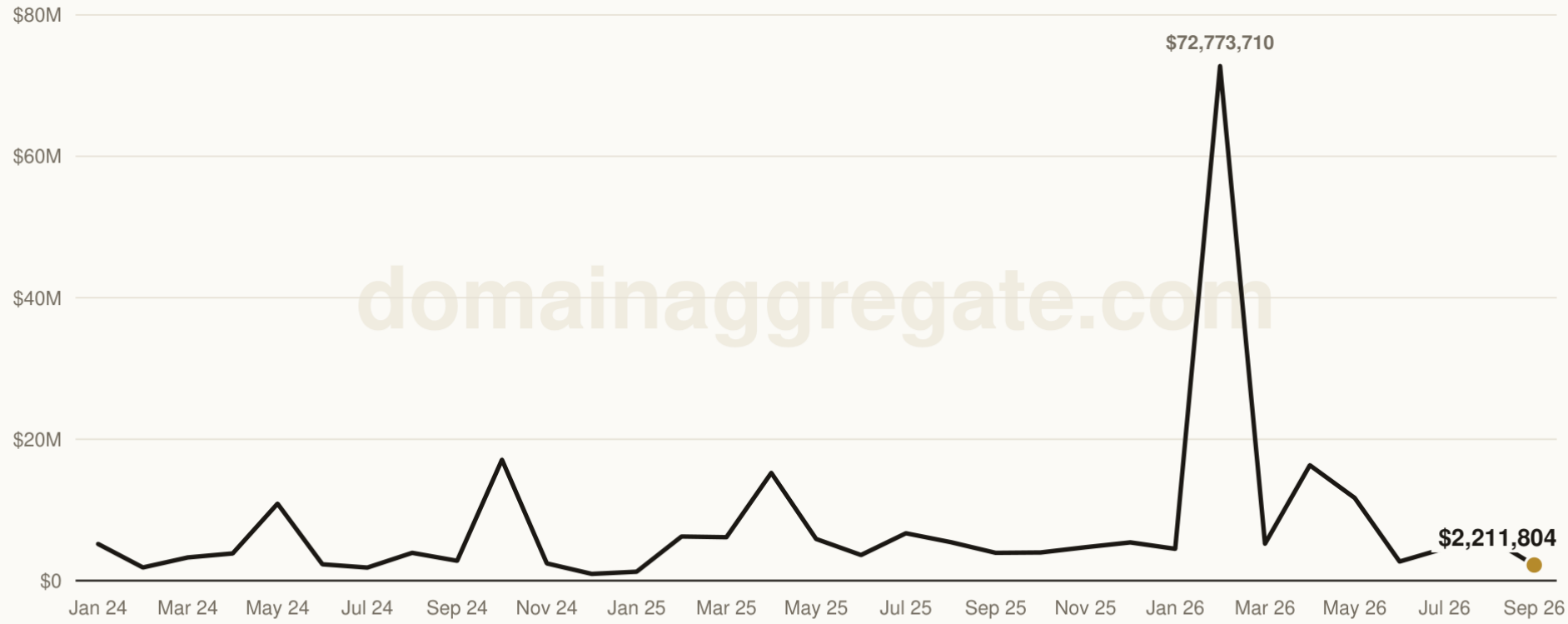

Source: URLV Domain Aggregate, url.ventures. CC BY 4.0. Data through Sep 20, 2026.

Compiled from DNJournal published reports. January 2025 is partial in the DNJournal archive.

domainaggregate.com

Stamp UVDA-2026-09-ca585bd3

https://domainaggregate.com/chart/monthly-volume/2024-2026/line

URLV DOMAIN AGGREGATE

Monthly Volume, Jan 2024 to Sep 2026

Total value of transactions in DNJournal published reports, by month.

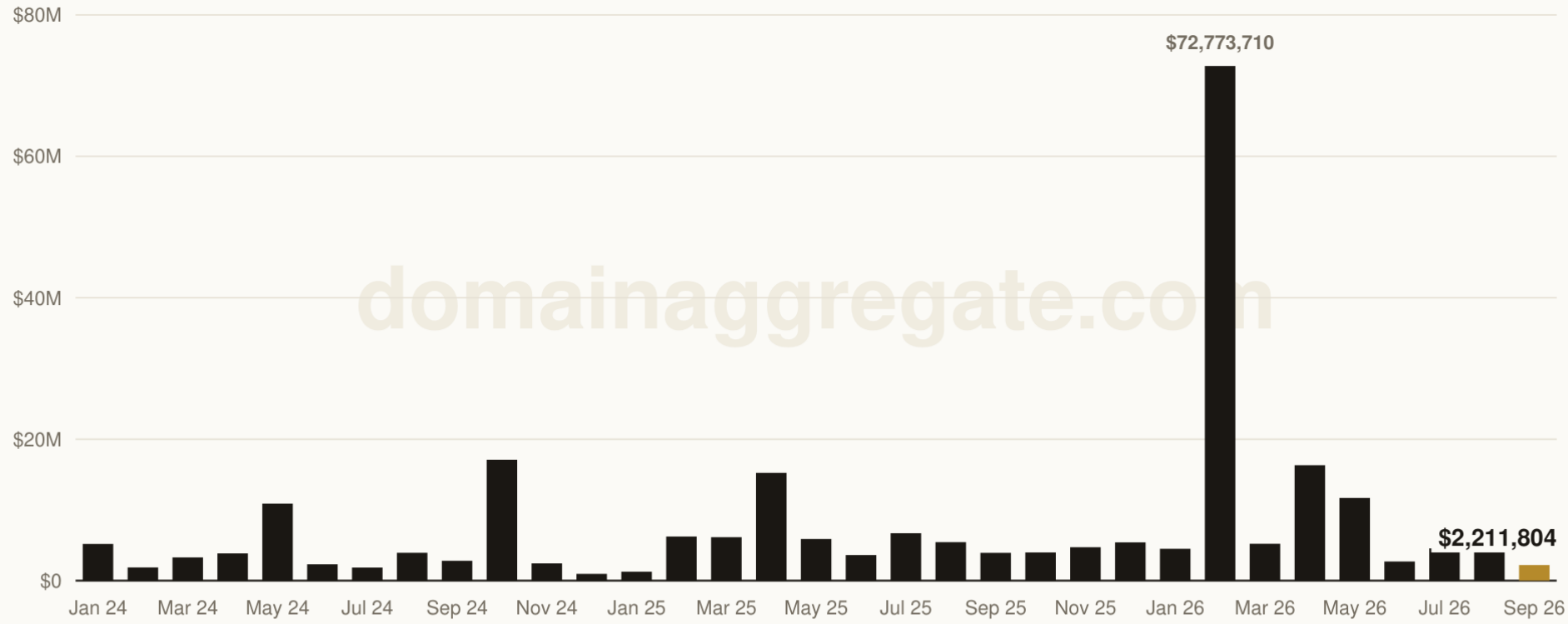

domainaggregate.com

Source: URLV Domain Aggregate, url.ventures. CC BY 4.0. Data through Sep 20, 2026.

Compiled from DNJournal published reports. January 2025 is partial in the DNJournal archive.

domainaggregate.com

Stamp UVDA-2026-09-ead86172

https://domainaggregate.com/chart/monthly-volume/2024-2026/bar

URLV DOMAIN AGGREGATE

Monthly Transactions, Jan 2024 to Sep 2026

Count of transactions in DNJournal published reports, by month.

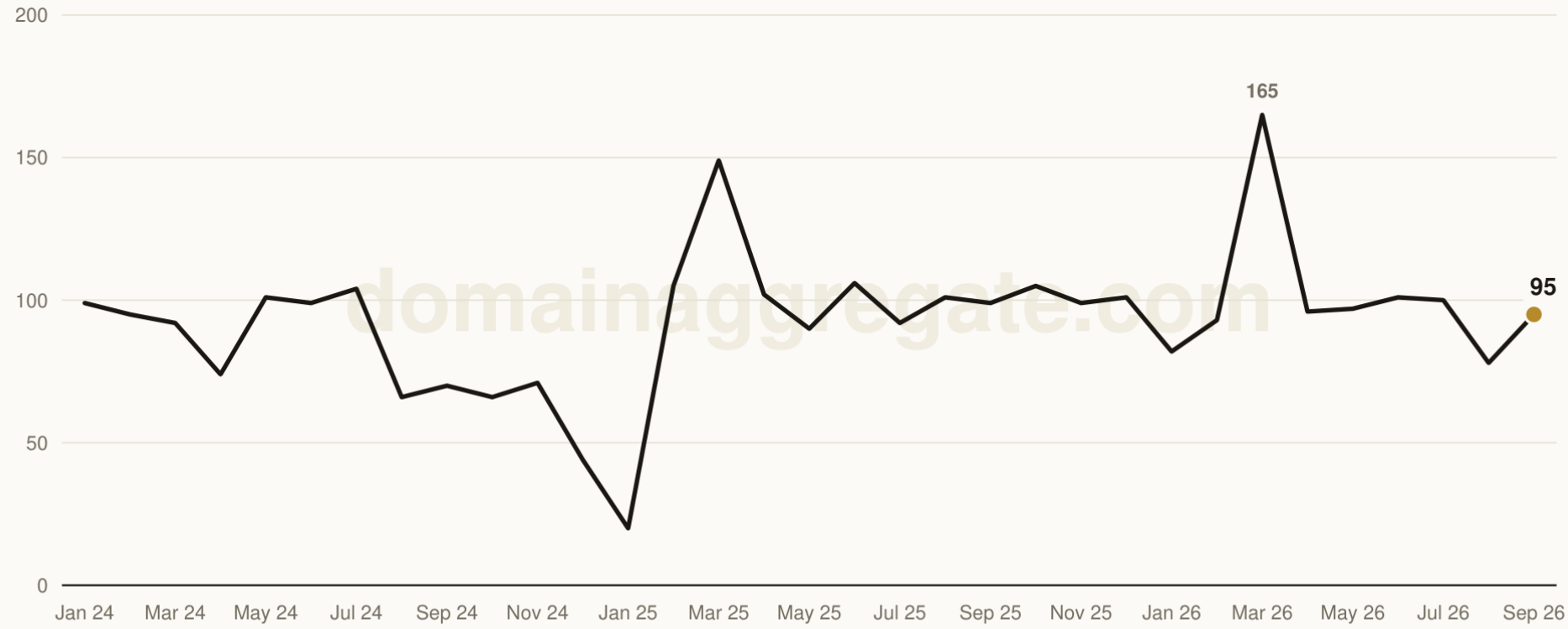

domainaggregate.com

Source: URLV Domain Aggregate, url.ventures. CC BY 4.0. Data through Sep 20, 2026.

Compiled from DNJournal published reports. January 2025 is partial in the DNJournal archive.

domainaggregate.com

Stamp UVDA-2026-09-95603cbf

https://domainaggregate.com/chart/monthly-sales/2024-2026/line

URLV DOMAIN AGGREGATE

Monthly Transactions, Jan 2024 to Sep 2026

Count of transactions in DNJournal published reports, by month.

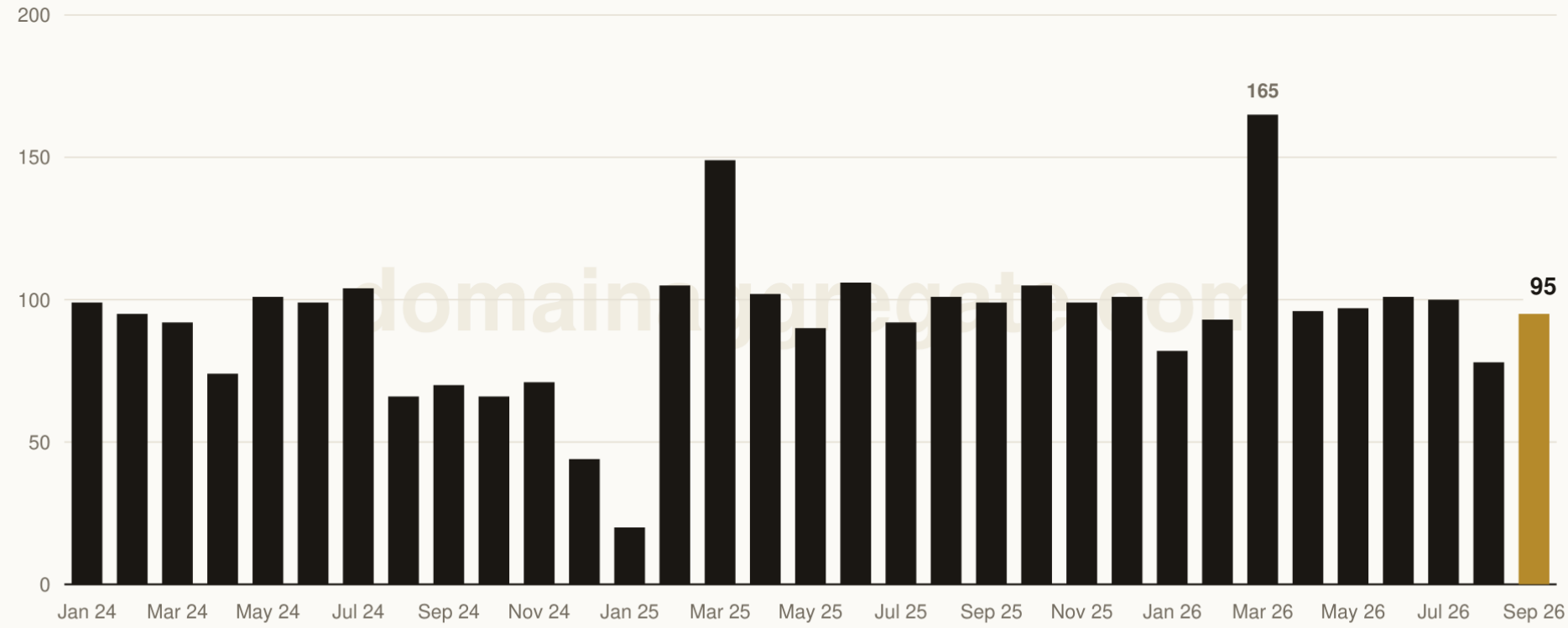

Source: URLV Domain Aggregate, url.ventures. CC BY 4.0. Data through Sep 20, 2026.

Compiled from DNJournal published reports. January 2025 is partial in the DNJournal archive.

domainaggregate.com

Stamp UVDA-2026-09-c34a28ee

https://domainaggregate.com/chart/monthly-sales/2024-2026/bar

URLV DOMAIN AGGREGATE

Monthly Average Price, Jan 2024 to Sep 2026

Average transaction value in DNJournal published reports, by month.

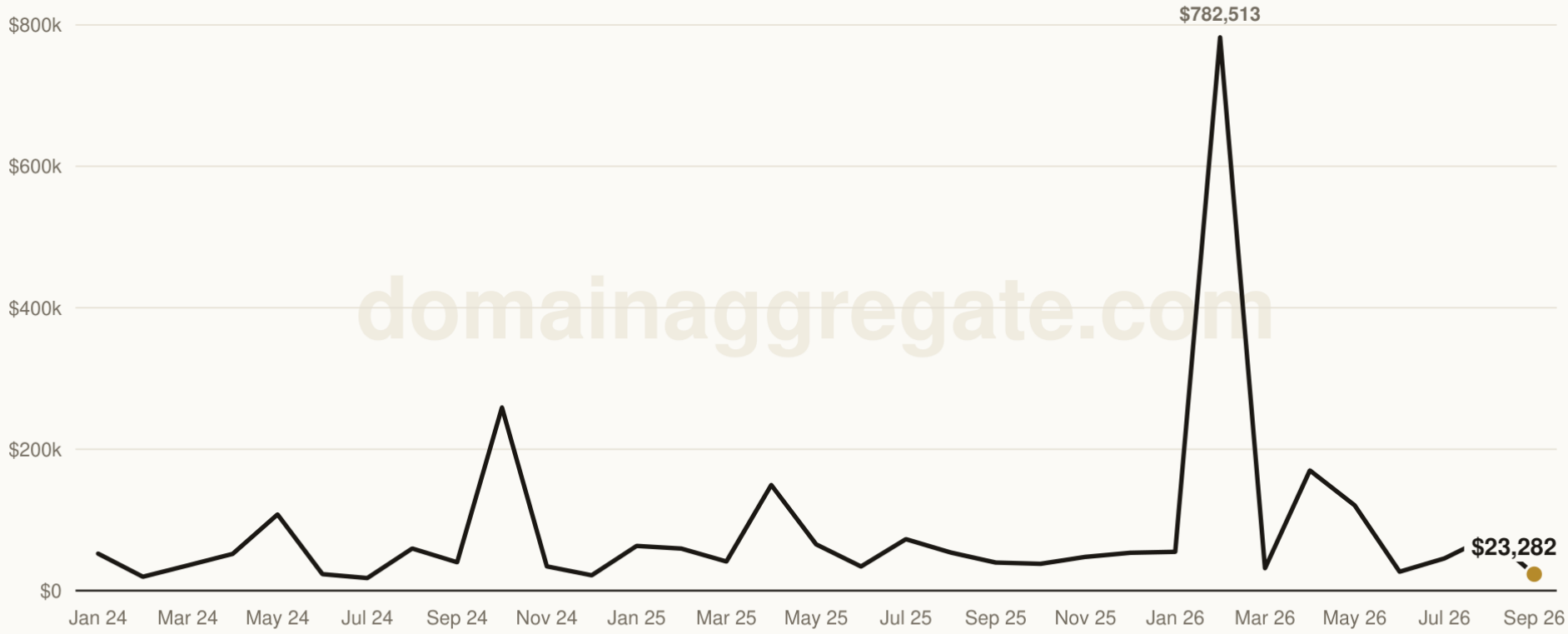

Source: URLV Domain Aggregate, url.ventures. CC BY 4.0. Data through Sep 20, 2026.

Compiled from DNJournal published reports. January 2025 is partial in the DNJournal archive.

domainaggregate.com

Stamp UVDA-2026-09-819de730

https://domainaggregate.com/chart/monthly-average/2024-2026/line

URLV DOMAIN AGGREGATE

Monthly Average Price, Jan 2024 to Sep 2026

Average transaction value in DNJournal published reports, by month.

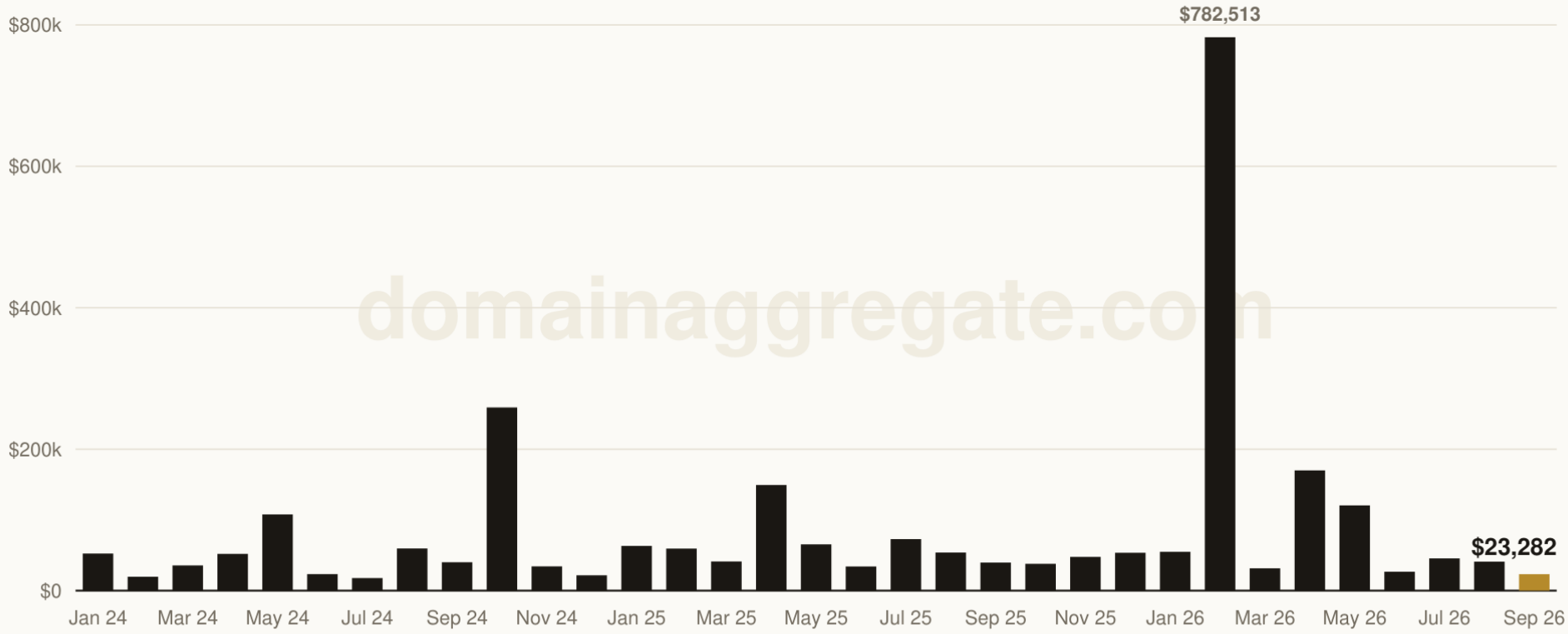

Source: URLV Domain Aggregate, url.ventures. CC BY 4.0. Data through Sep 20, 2026.

Compiled from DNJournal published reports. January 2025 is partial in the DNJournal archive.

domainaggregate.com

Stamp UVDA-2026-09-f5d0df8b

https://domainaggregate.com/chart/monthly-average/2024-2026/bar

URLV DOMAIN AGGREGATE

Monthly High, Jan 2024 to Sep 2026

Largest transaction in DNJournal published reports, by month.

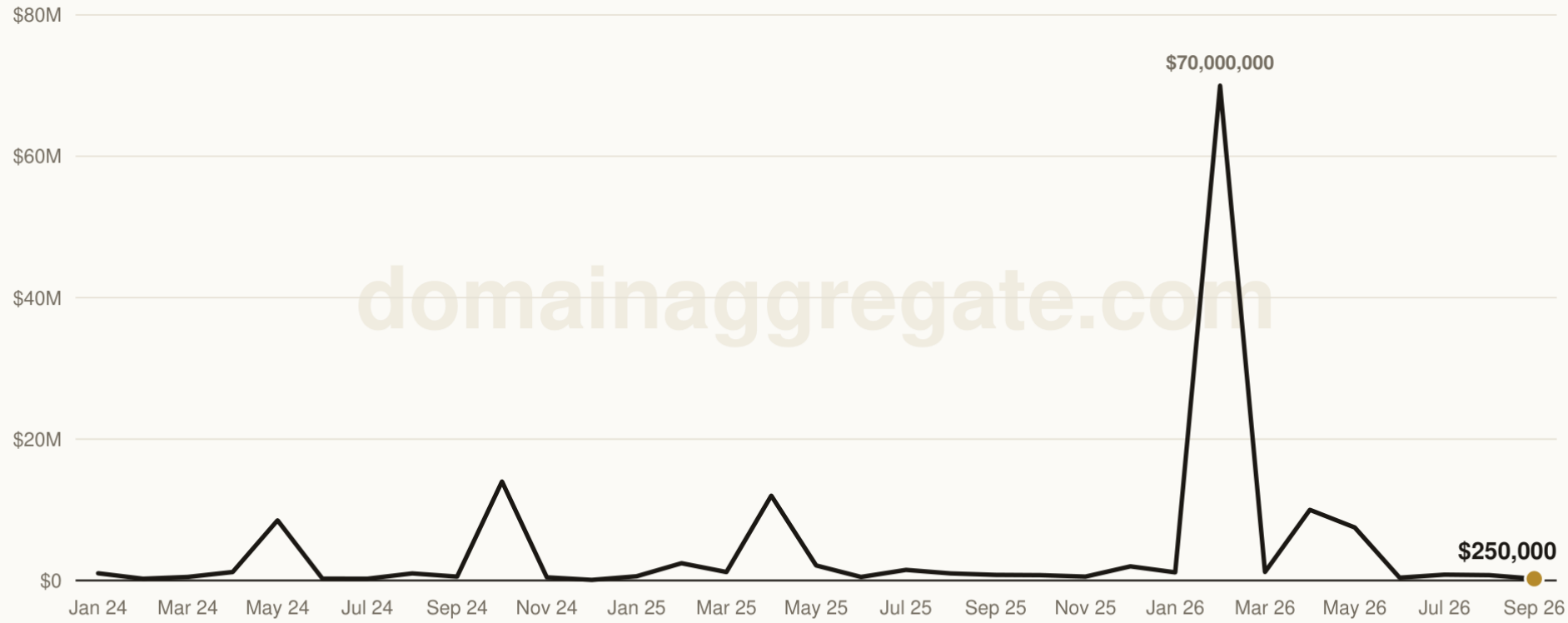

domainaggregate.com

Source: URLV Domain Aggregate, url.ventures. CC BY 4.0. Data through Sep 20, 2026.

Compiled from DNJournal published reports. January 2025 is partial in the DNJournal archive.

domainaggregate.com

Stamp UVDA-2026-09-4a78bb95

https://domainaggregate.com/chart/monthly-high/2024-2026/line

URLV DOMAIN AGGREGATE

Monthly High, Jan 2024 to Sep 2026

Largest transaction in DNJournal published reports, by month.

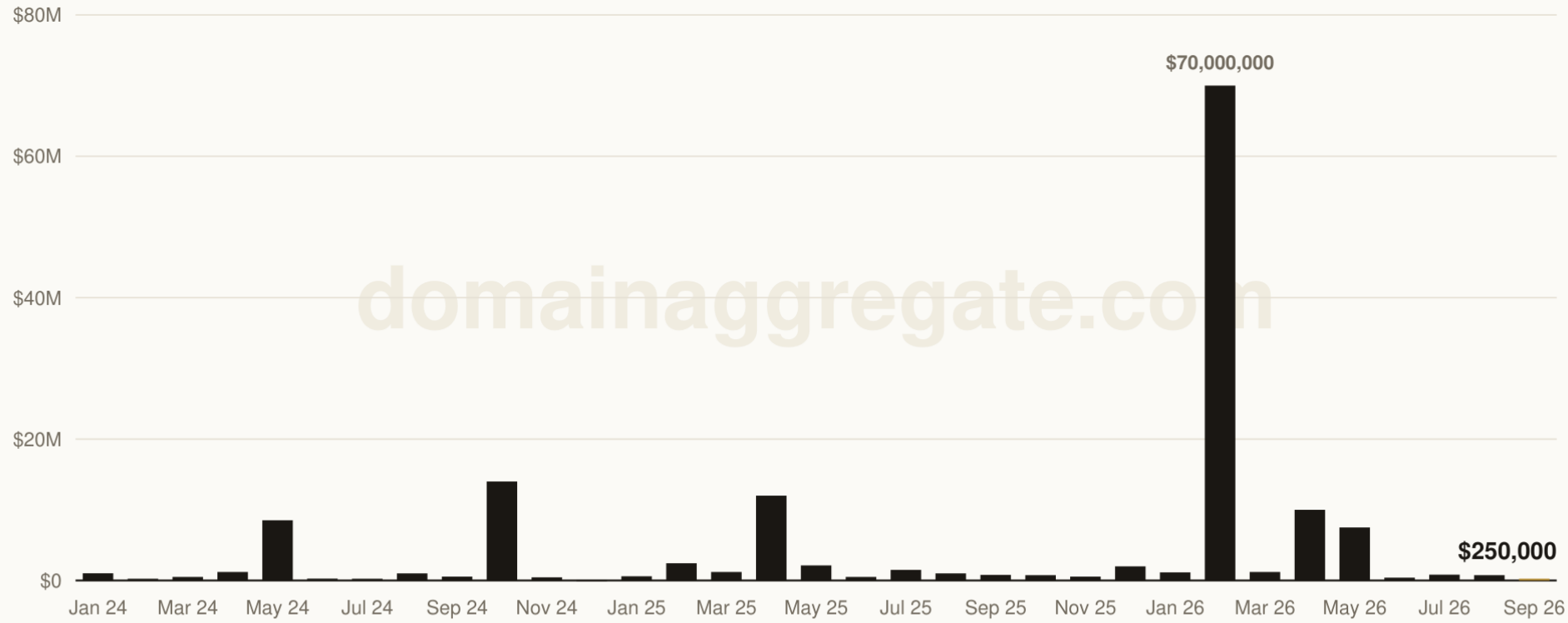

domainaggregate.com

Source: URLV Domain Aggregate, url.ventures. CC BY 4.0. Data through Sep 20, 2026.

Compiled from DNJournal published reports. January 2025 is partial in the DNJournal archive.

domainaggregate.com

Stamp UVDA-2026-09-fedffce4

https://domainaggregate.com/chart/monthly-high/2024-2026/bar

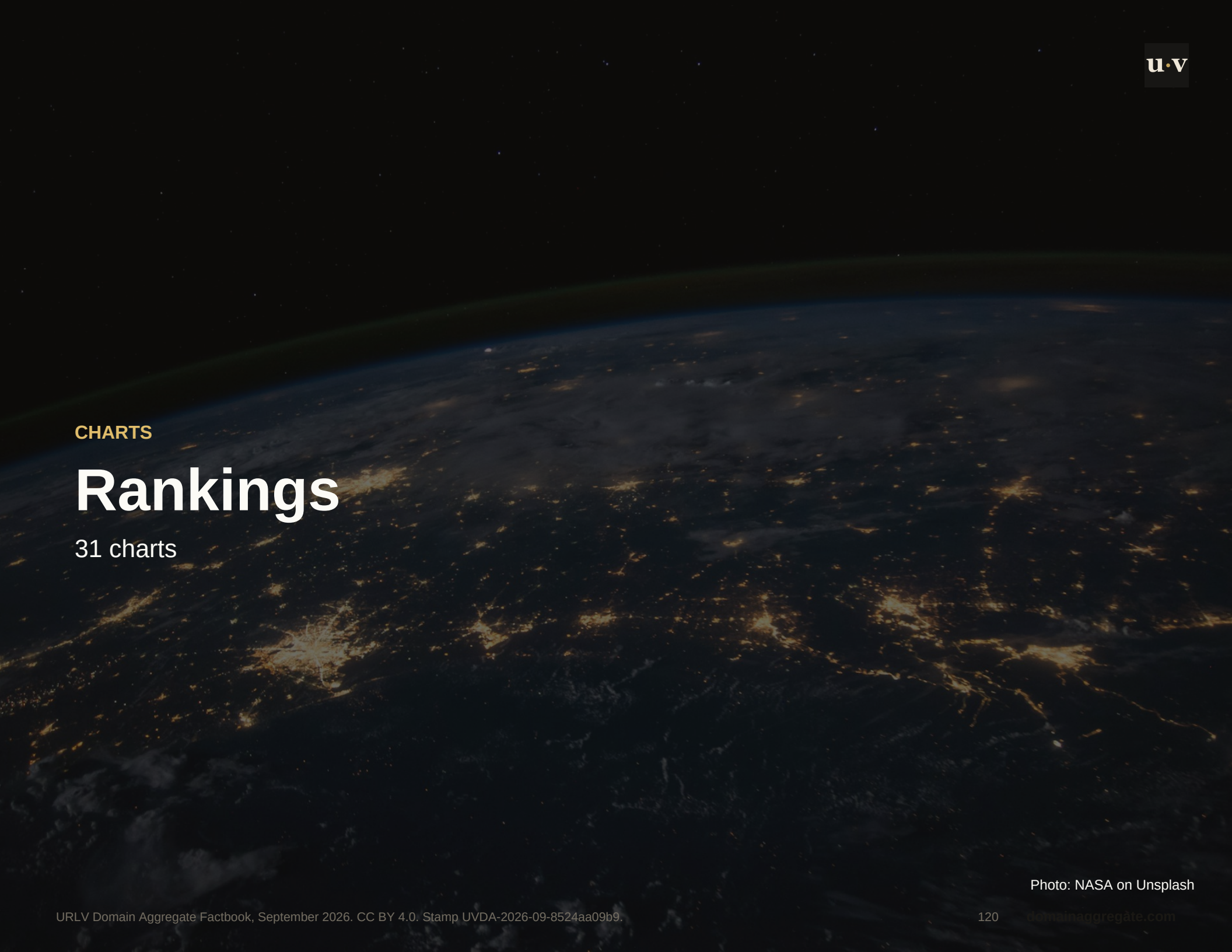

CHARTS

Rankings

31 charts

Photo: NASA on Unsplash

URLV DOMAIN AGGREGATE

Top 10 Transactions, 2009

Ten largest reported transactions in the period.

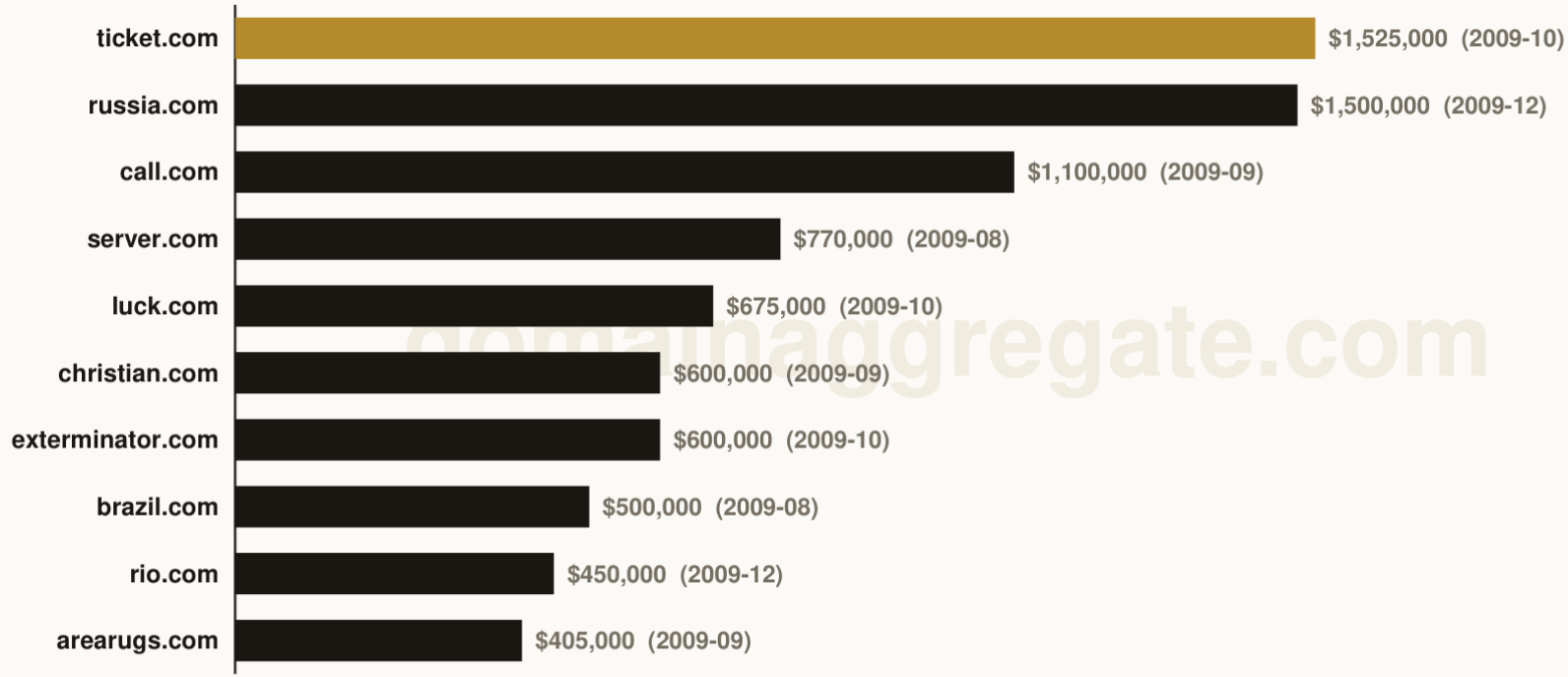

domainaggregate.com

Source: URLV Domain Aggregate, url.ventures. CC BY 4.0. Data through Sep 20, 2026.

domainaggregate.com

Stamp UVDA-2026-09-0af45e5c

https://domainaggregate.com/chart/top10/2009-2009/bar

URLV DOMAIN AGGREGATE

Top 10 Transactions, 2010

Ten largest reported transactions in the period.



domainaggregate.com

Source: URLV Domain Aggregate, url.ventures. CC BY 4.0. Data through Sep 20, 2026.

domainaggregate.com

Stamp UVDA-2026-09-4cf1adb0

https://domainaggregate.com/chart/top10/2010-2010/bar

URLV DOMAIN AGGREGATE

Top 10 Transactions, 2011

Ten largest reported transactions in the period.



domainaggregate.com

Source: URLV Domain Aggregate, url.ventures. CC BY 4.0. Data through Sep 20, 2026.

domainaggregate.com

Stamp UVDA-2026-09-7b423d76

https://domainaggregate.com/chart/top10/2011-2011/bar

URLV DOMAIN AGGREGATE

Top 10 Transactions, 2012

Ten largest reported transactions in the period.



domainaggregate.com

Source: URLV Domain Aggregate, url.ventures. CC BY 4.0. Data through Sep 20, 2026.

domainaggregate.com

Stamp UVDA-2026-09-fc92e8b4

https://domainaggregate.com/chart/top10/2012-2012/bar

URLV DOMAIN AGGREGATE

Top 10 Transactions, 2013

Ten largest reported transactions in the period.

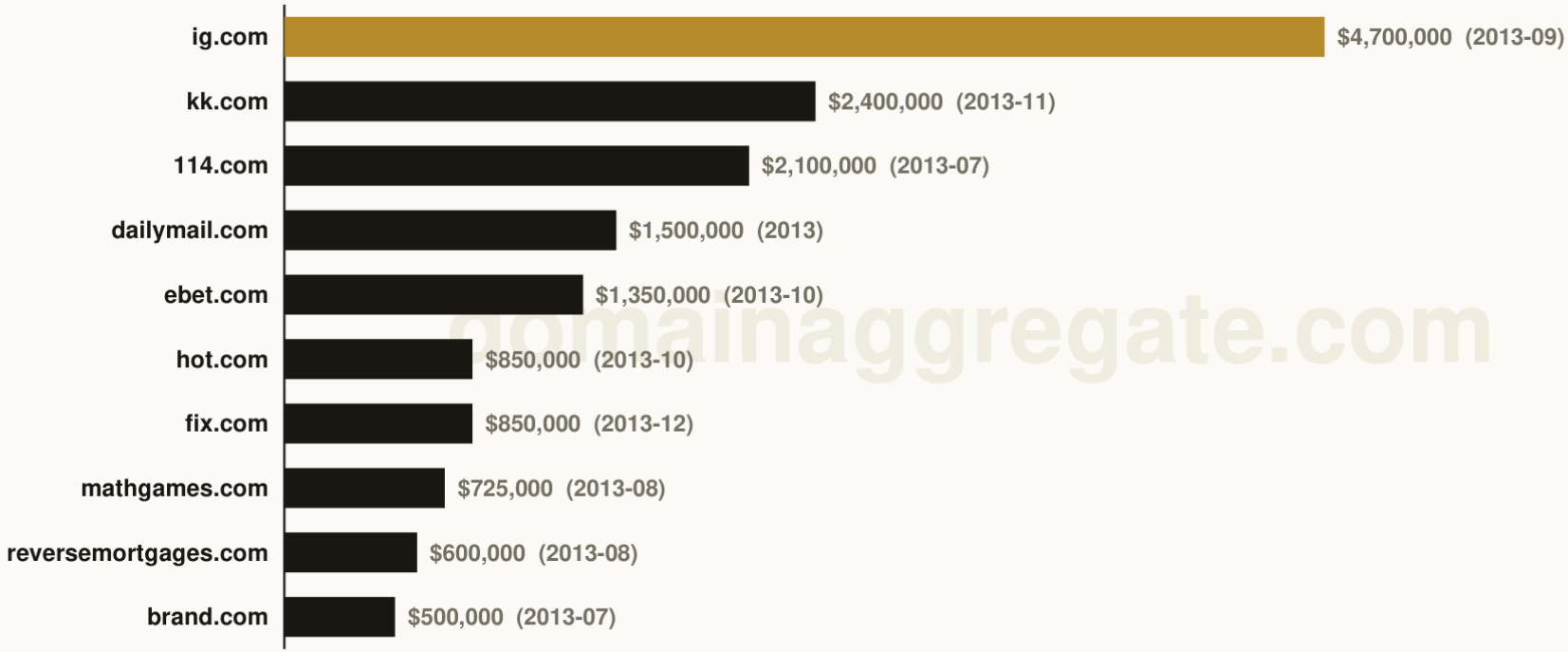

domainaggregate.com

Source: URLV Domain Aggregate, url.ventures. CC BY 4.0. Data through Sep 20, 2026.

domainaggregate.com

Stamp UVDA-2026-09-81e46fee

https://domainaggregate.com/chart/top10/2013-2013/bar

URLV DOMAIN AGGREGATE

Top 10 Transactions, 2014

Ten largest reported transactions in the period.

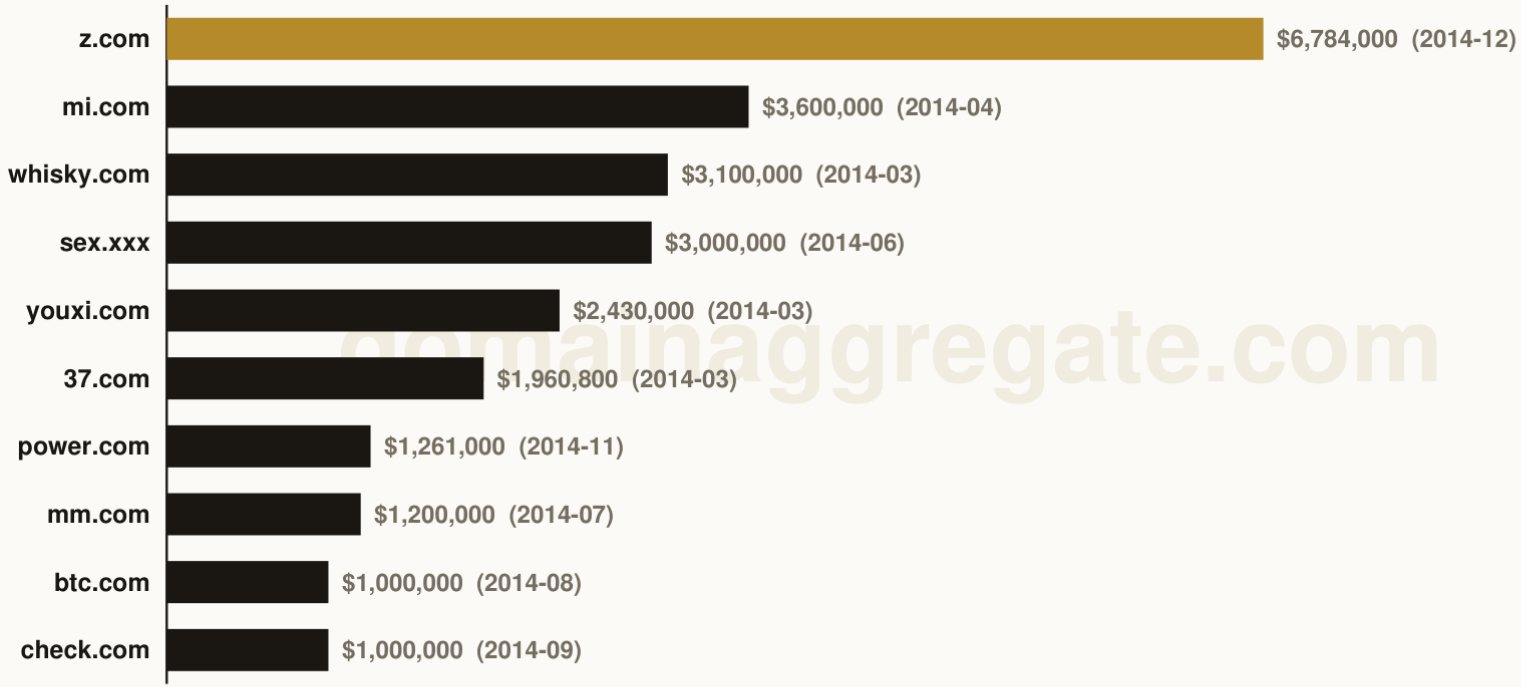

domainaggregate.com

Source: URLV Domain Aggregate, url.ventures. CC BY 4.0. Data through Sep 20, 2026.

domainaggregate.com

Stamp UVDA-2026-09-4d7a1020

https://domainaggregate.com/chart/top10/2014-2014/bar

URLV DOMAIN AGGREGATE

Top 10 Transactions, 2015

Ten largest reported transactions in the period.

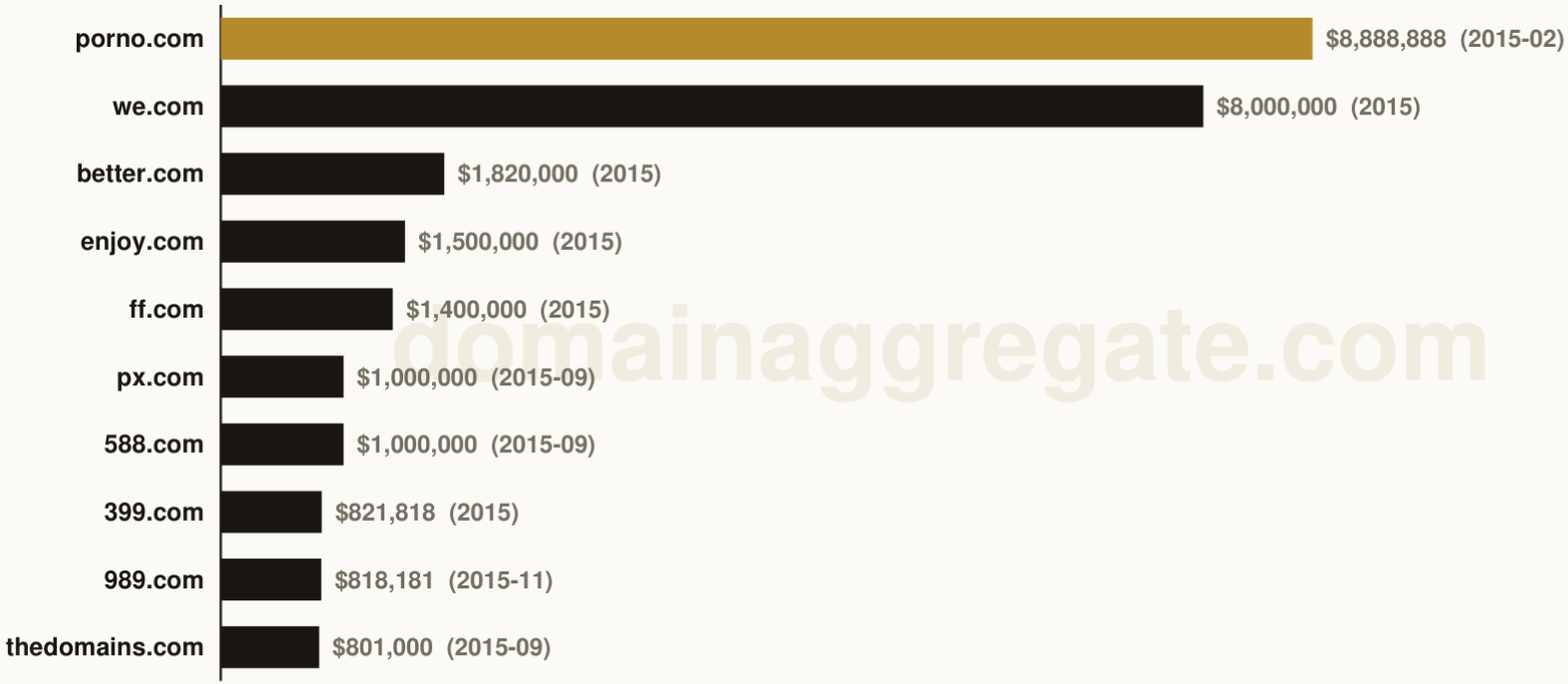

domainaggregate.com

Source: URLV Domain Aggregate, url.ventures. CC BY 4.0. Data through Sep 20, 2026.

domainaggregate.com

Stamp UVDA-2026-09-47ca155e

https://domainaggregate.com/chart/top10/2015-2015/bar

URLV DOMAIN AGGREGATE

Top 10 Transactions, 2016

Ten largest reported transactions in the period.

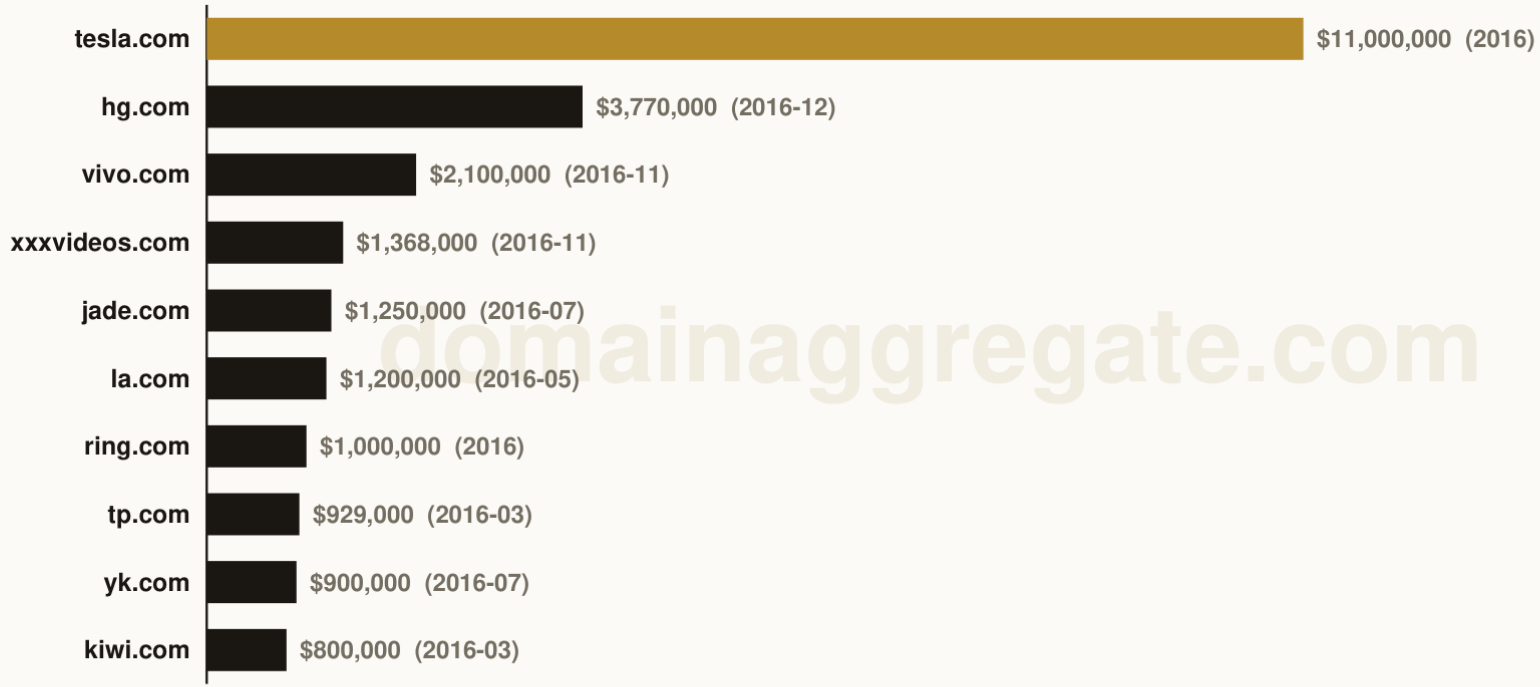

domainaggregate.com

Source: URLV Domain Aggregate, url.ventures. CC BY 4.0. Data through Sep 20, 2026.

domainaggregate.com

Stamp UVDA-2026-09-8504f55c

https://domainaggregate.com/chart/top10/2016-2016/bar

URLV DOMAIN AGGREGATE

Top 10 Transactions, 2017

Ten largest reported transactions in the period.

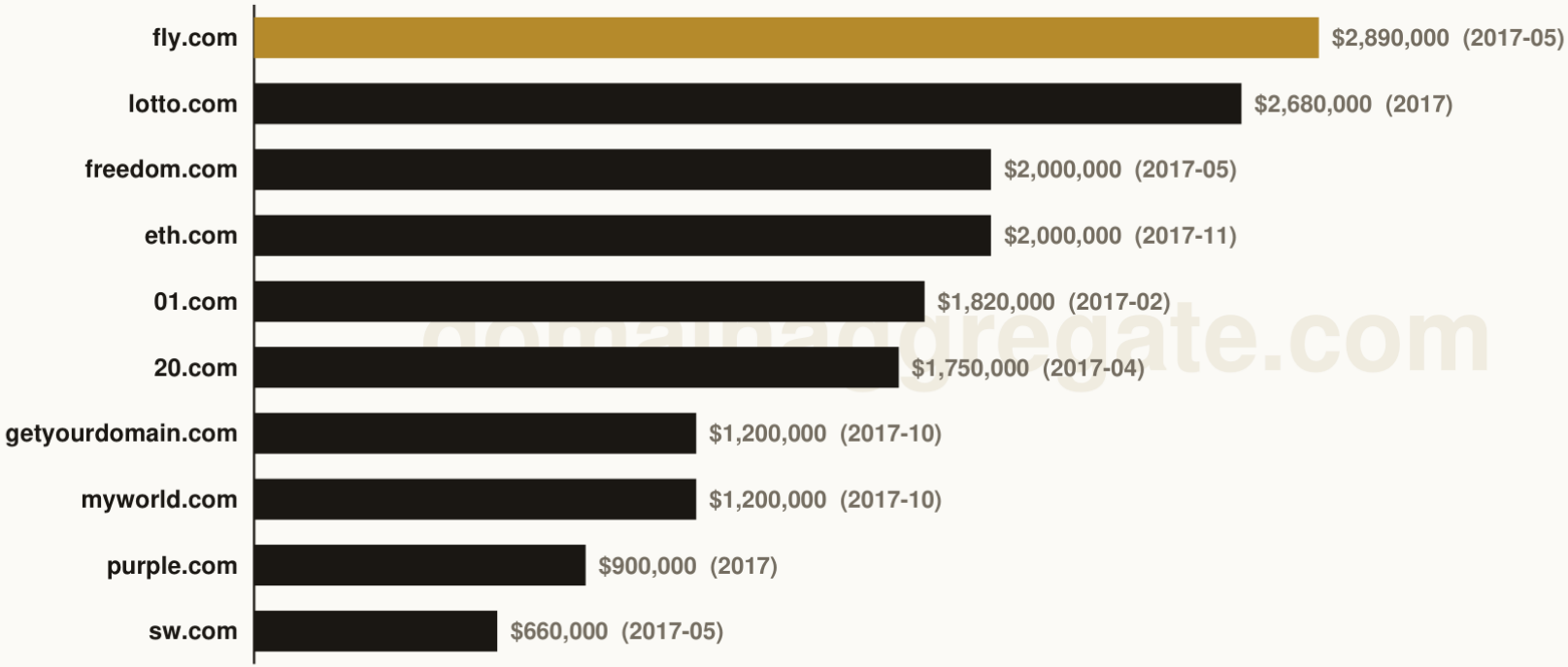

domainaggregate.com

Source: URLV Domain Aggregate, url.ventures. CC BY 4.0. Data through Sep 20, 2026.

domainaggregate.com

Stamp UVDA-2026-09-47463896

https://domainaggregate.com/chart/top10/2017-2017/bar

URLV DOMAIN AGGREGATE

Top 10 Transactions, 2018

Ten largest reported transactions in the period.



domainaggregate.com

Source: URLV Domain Aggregate, url.ventures. CC BY 4.0. Data through Sep 20, 2026.

domainaggregate.com

Stamp UVDA-2026-09-4cb1ea40

https://domainaggregate.com/chart/top10/2018-2018/bar

Top 10 Transactions, 2019

Ten largest reported transactions in the period.



domainaggregate.com

Source: URLV Domain Aggregate, url.ventures. CC BY 4.0. Data through Sep 20, 2026.

domainaggregate.com

Stamp UVDA-2026-09-155029b6

https://domainaggregate.com/chart/top10/2019-2019/bar

URLV DOMAIN AGGREGATE

Top 10 Transactions, 2020

Ten largest reported transactions in the period.

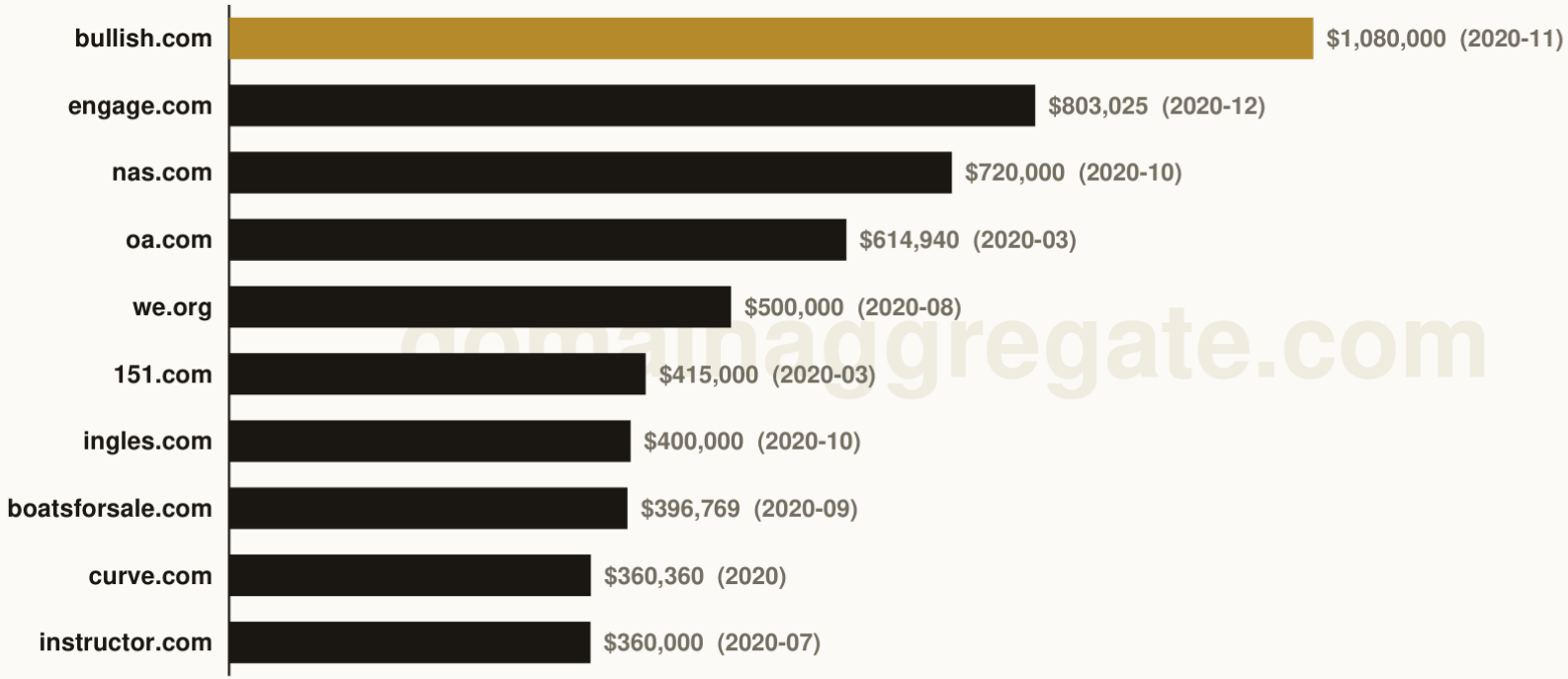

domainaggregate.com

Source: URLV Domain Aggregate, url.ventures. CC BY 4.0. Data through Sep 20, 2026.

domainaggregate.com

Stamp UVDA-2026-09-ee06dc16

https://domainaggregate.com/chart/top10/2020-2020/bar

Top 10 Transactions, 2021

Ten largest reported transactions in the period.

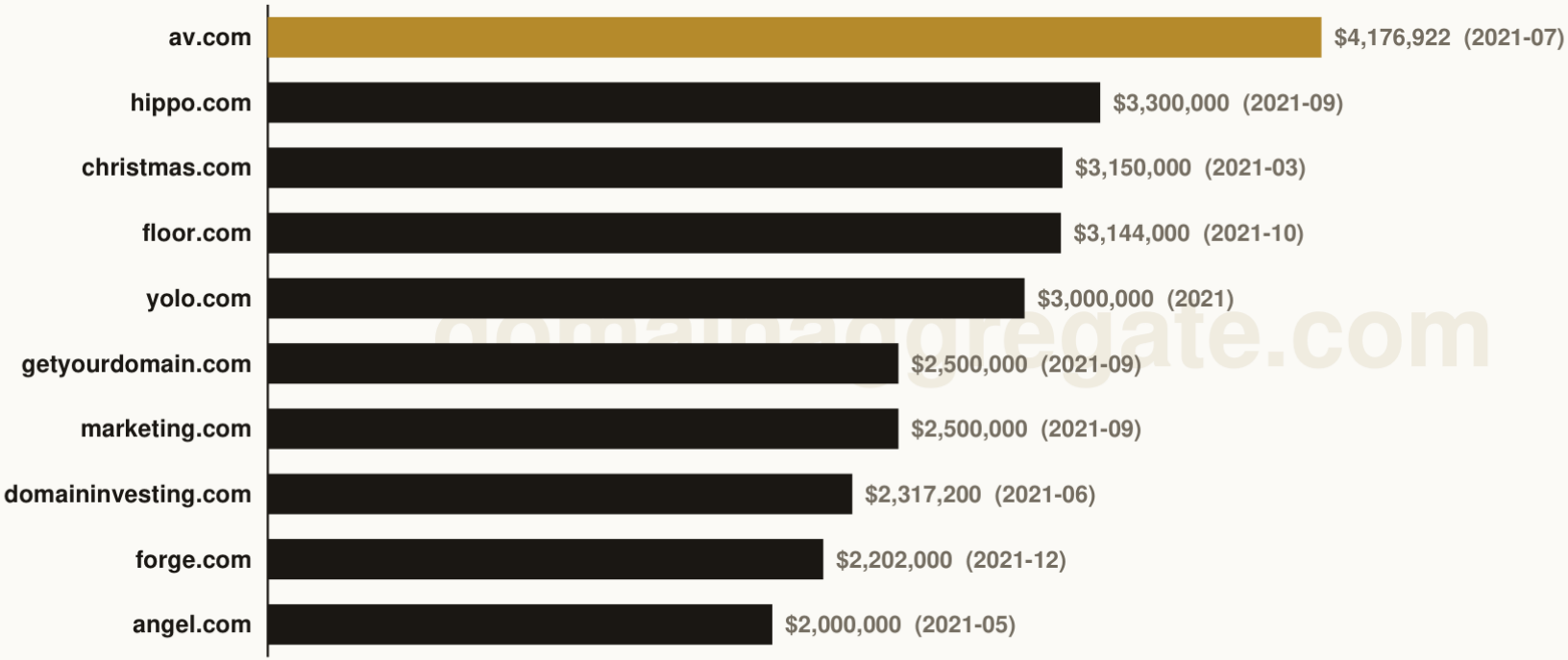

domainaggregate.com

Source: URLV Domain Aggregate, url.ventures. CC BY 4.0. Data through Sep 20, 2026.

domainaggregate.com

Stamp UVDA-2026-09-e0ce1b5c

https://domainaggregate.com/chart/top10/2021-2021/bar

URLV DOMAIN AGGREGATE

Top 10 Transactions, 2022

Ten largest reported transactions in the period.



domainaggregate.com

Source: URLV Domain Aggregate, url.ventures. CC BY 4.0. Data through Sep 20, 2026.

domainaggregate.com

Stamp UVDA-2026-09-30798952

https://domainaggregate.com/chart/top10/2022-2022/bar

URLV DOMAIN AGGREGATE

Top 10 Transactions, 2023

Ten largest reported transactions in the period.

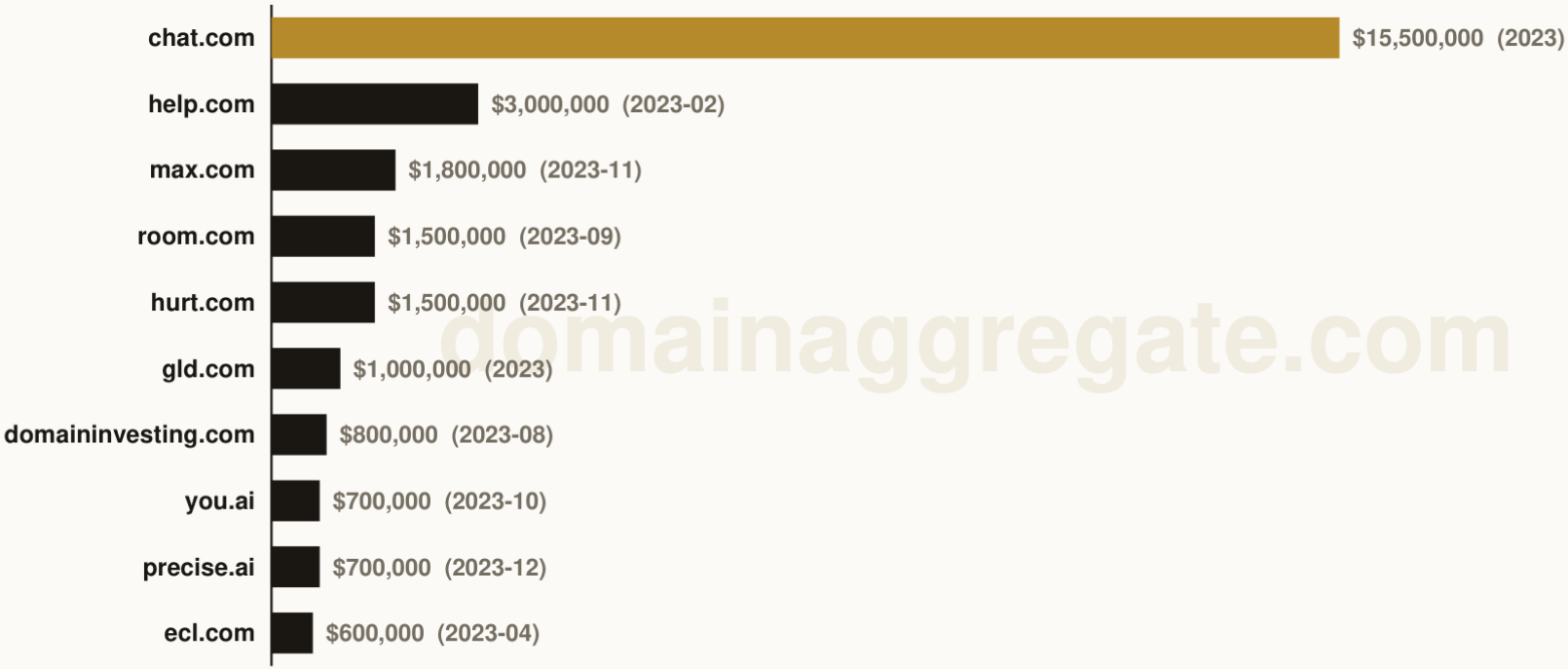

domainaggregate.com

Source: URLV Domain Aggregate, url.ventures. CC BY 4.0. Data through Sep 20, 2026.

domainaggregate.com

Stamp UVDA-2026-09-7dd69fe4

https://domainaggregate.com/chart/top10/2023-2023/bar

URLV DOMAIN AGGREGATE

Top 10 Transactions, 2024

Ten largest reported transactions in the period.



domainaggregate.com

Source: URLV Domain Aggregate, url.ventures. CC BY 4.0. Data through Sep 20, 2026.

domainaggregate.com

Stamp UVDA-2026-09-153c2bbe

https://domainaggregate.com/chart/top10/2024-2024/bar

URLV DOMAIN AGGREGATE

Top 10 Transactions, 2025

Ten largest reported transactions in the period.



domainaggregate.com

Source: URLV Domain Aggregate, url.ventures. CC BY 4.0. Data through Sep 20, 2026.

domainaggregate.com

Stamp UVDA-2026-09-8aa517a4

https://domainaggregate.com/chart/top10/2025-2025/bar

URLV DOMAIN AGGREGATE

Top 10 Transactions, 2026

Ten largest reported transactions in the period.



domainaggregate.com

Source: URLV Domain Aggregate, url.ventures. CC BY 4.0. Data through Sep 20, 2026.

2026 year to date through Sep 20, 2026.

domainaggregate.com

Stamp UVDA-2026-09-1cd6aa22

https://domainaggregate.com/chart/top10/2026-2026/bar

URLV DOMAIN AGGREGATE

Top 10 Transactions, 2009 to 2026

Ten largest reported transactions in the period.



domainaggregate.com

Source: URLV Domain Aggregate, url.ventures. CC BY 4.0. Data through Sep 20, 2026.

2026 year to date through Sep 20, 2026.

domainaggregate.com

Stamp UVDA-2026-09-f9eff239

https://domainaggregate.com/chart/top10/2009-2026/bar

URLV DOMAIN AGGREGATE

Top 10 Transactions, 2016 to 2026

Ten largest reported transactions in the period.



domainaggregate.com

Source: URLV Domain Aggregate, url.ventures. CC BY 4.0. Data through Sep 20, 2026.

2026 year to date through Sep 20, 2026.

domainaggregate.com

Stamp UVDA-2026-09-ed1a04a9

https://domainaggregate.com/chart/top10/2016-2026/bar

Extensions in Top 10, 2009 to 2026

Top 10 appearances by extension across the period.



domainaggregate.com

Source: URLV Domain Aggregate, url.ventures. CC BY 4.0. Data through Sep 20, 2026.

2026 year to date through Sep 20, 2026.

domainaggregate.com

Stamp UVDA-2026-09-0ce43771

https://domainaggregate.com/chart/top10-tlds/2009-2026/bar

URLV DOMAIN AGGREGATE

Extensions in Top 10, 2016 to 2026

Top 10 appearances by extension across the period.

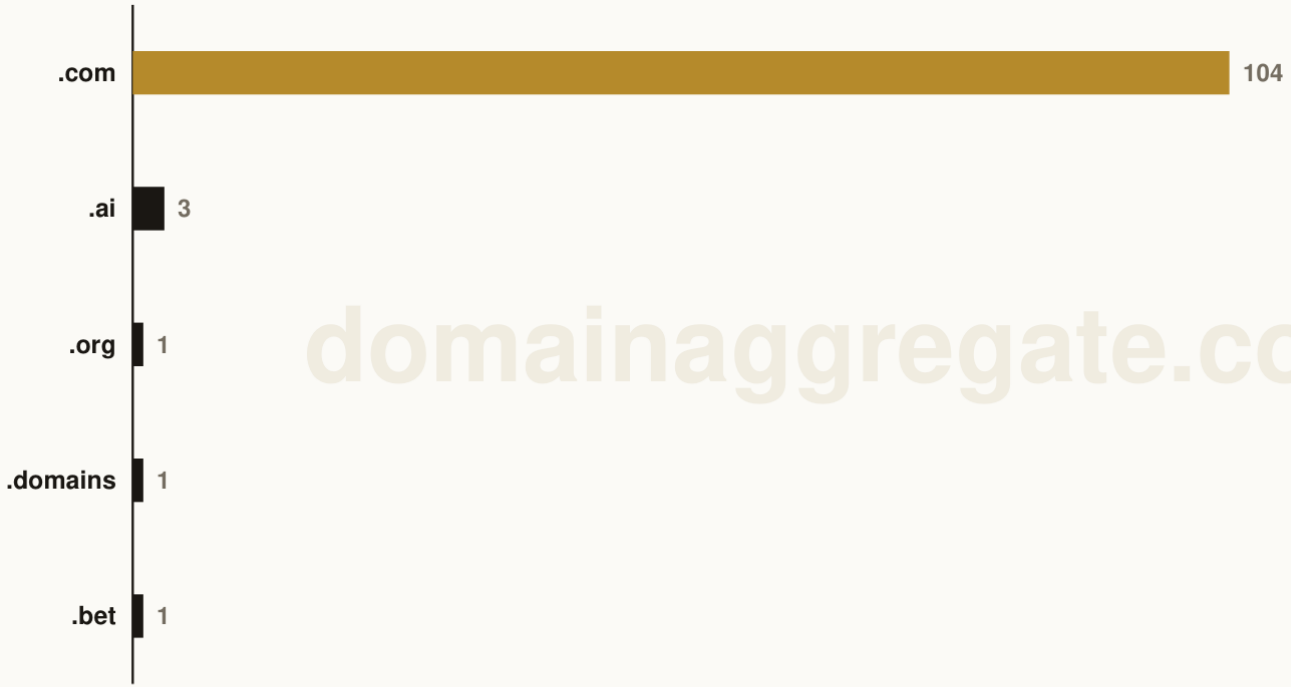

domainaggregate.com

Source: URLV Domain Aggregate, url.ventures. CC BY 4.0. Data through Sep 20, 2026.

2026 year to date through Sep 20, 2026.

domainaggregate.com

Stamp UVDA-2026-09-743a3f11

https://domainaggregate.com/chart/top10-tlds/2016-2026/bar

Extensions in Top 10, 2021 to 2026

Top 10 appearances by extension across the period.



domainaggregate.com

Source: URLV Domain Aggregate, url.ventures. CC BY 4.0. Data through Sep 20, 2026.

2026 year to date through Sep 20, 2026.

domainaggregate.com

Stamp UVDA-2026-09-35763af7

https://domainaggregate.com/chart/top10-tlds/2021-2026/bar

URLV DOMAIN AGGREGATE

Venues by Volume, 2024 to 2026

Transaction value by venue, DNJournal published reports.

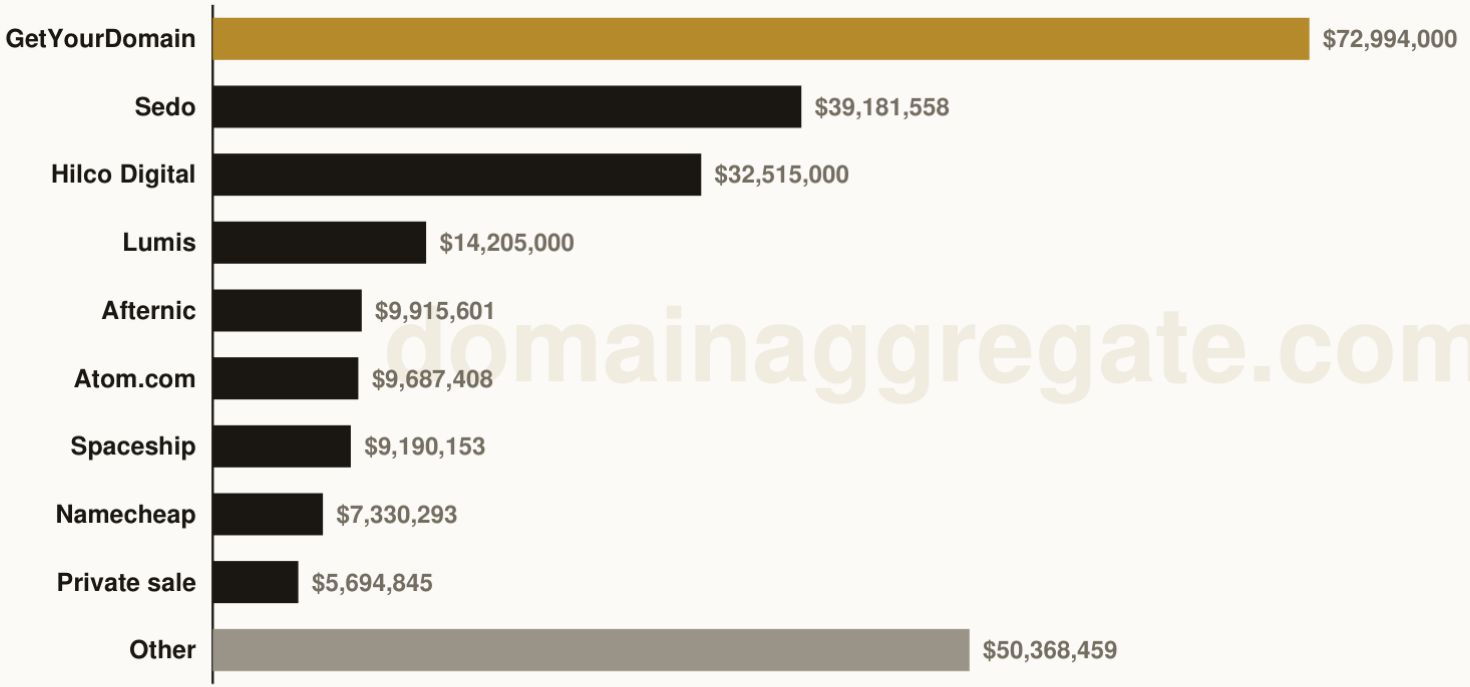

domainaggregate.com

Source: URLV Domain Aggregate, url.ventures. CC BY 4.0. Data through Sep 20, 2026.

2026 year to date through Sep 20, 2026. Compiled from DNJournal published reports.

domainaggregate.com

Stamp UVDA-2026-09-90299c91

https://domainaggregate.com/chart/venues-volume/2024-2026/bar

URLV DOMAIN AGGREGATE

Venues by Volume, 2026

Transaction value by venue, DNJournal published reports.

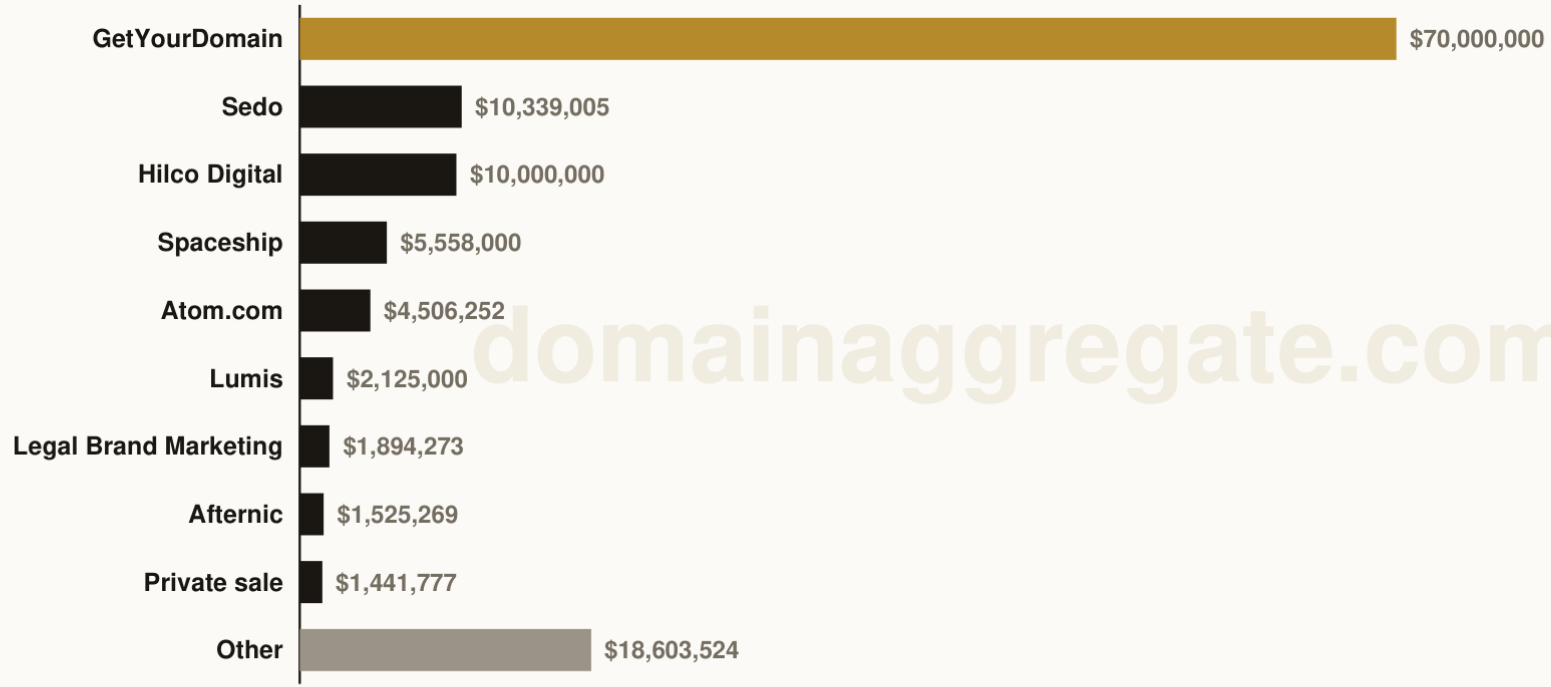

domainaggregate.com

Source: URLV Domain Aggregate, url.ventures. CC BY 4.0. Data through Sep 20, 2026.

2026 year to date through Sep 20, 2026. Compiled from DNJournal published reports.

domainaggregate.com

Stamp UVDA-2026-09-8f10f4fb

https://domainaggregate.com/chart/venues-volume/2026-2026/bar

URLV DOMAIN AGGREGATE

Venues by Transactions, 2024 to 2026

Transaction count by venue, DNJournal published reports.

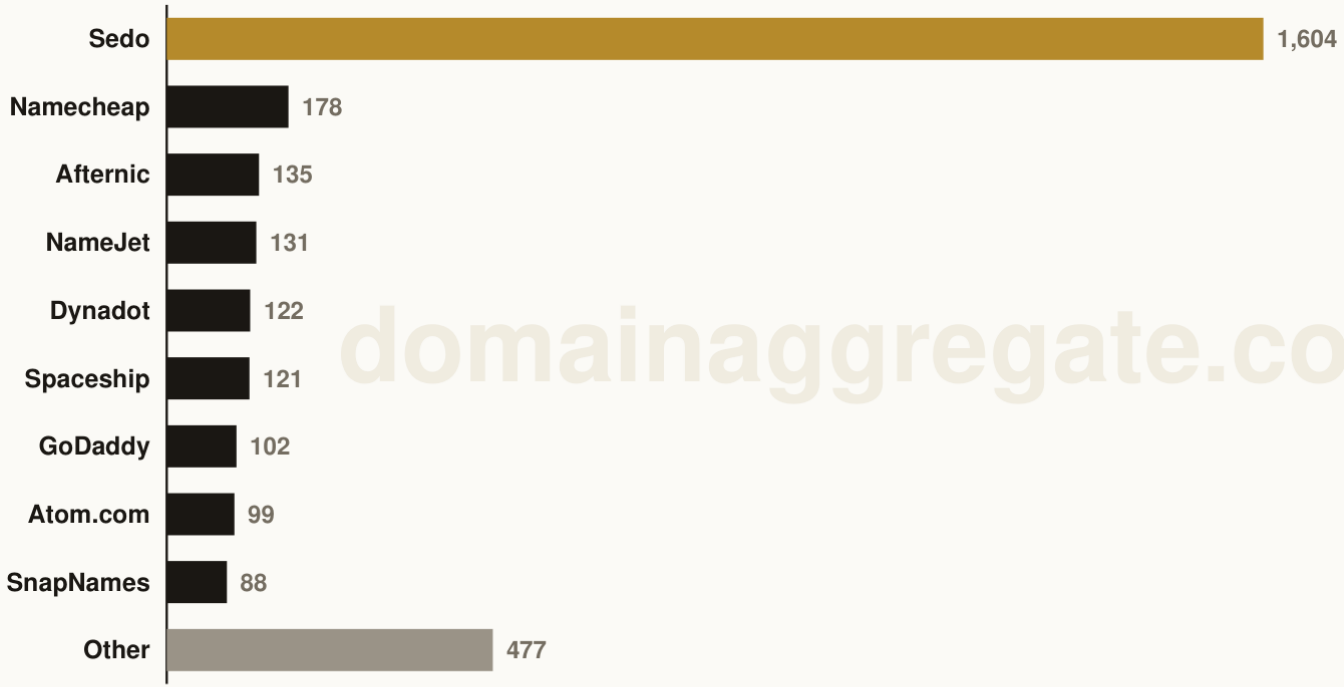

domainaggregate.com

Source: URLV Domain Aggregate, url.ventures. CC BY 4.0. Data through Sep 20, 2026.

2026 year to date through Sep 20, 2026. Compiled from DNJournal published reports.

domainaggregate.com

Stamp UVDA-2026-09-3059d9bb

https://domainaggregate.com/chart/venues-sales/2024-2026/bar

URLV DOMAIN AGGREGATE

Venues by Transactions, 2026

Transaction count by venue, DNJournal published reports.

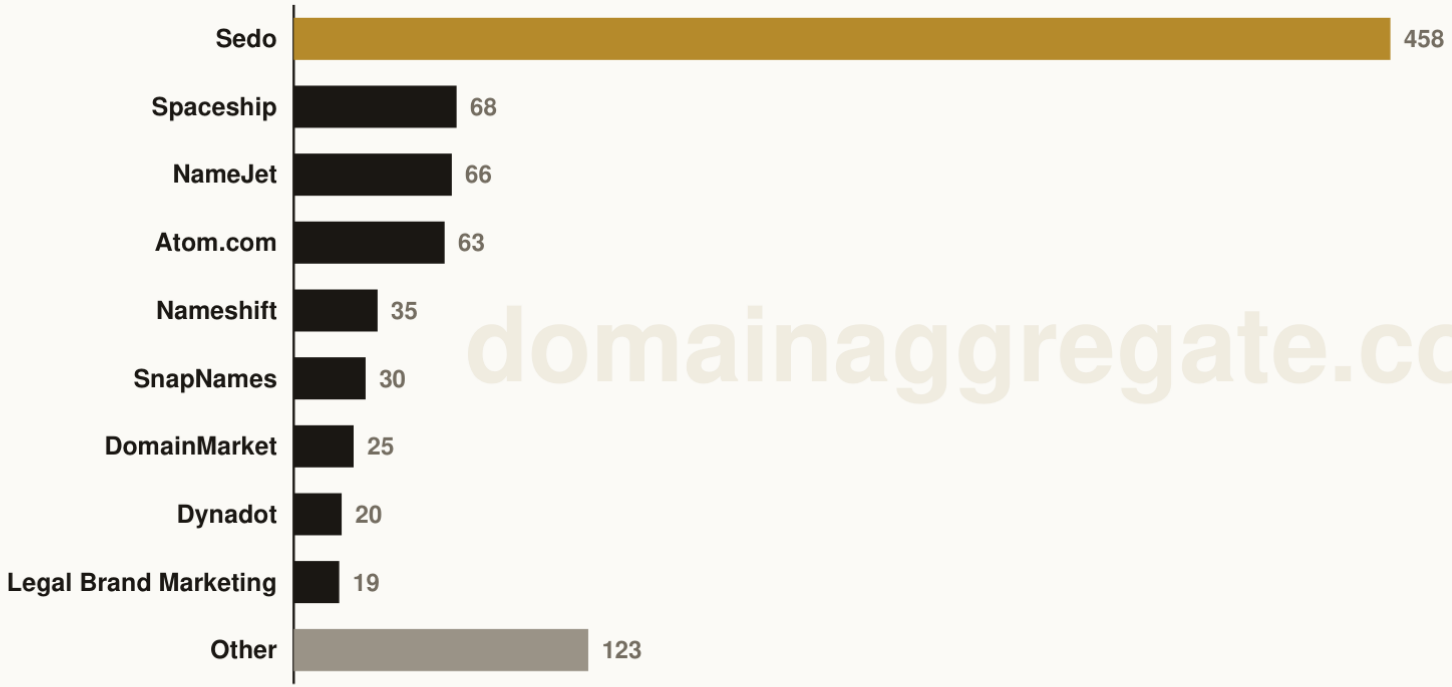

domainaggregate.com

Source: URLV Domain Aggregate, url.ventures. CC BY 4.0. Data through Sep 20, 2026.

2026 year to date through Sep 20, 2026. Compiled from DNJournal published reports.

domainaggregate.com

Stamp UVDA-2026-09-39f5a351

https://domainaggregate.com/chart/venues-sales/2026-2026/bar

Extensions by Volume, 2024 to 2026

Transaction value by extension, DNJournal published reports.

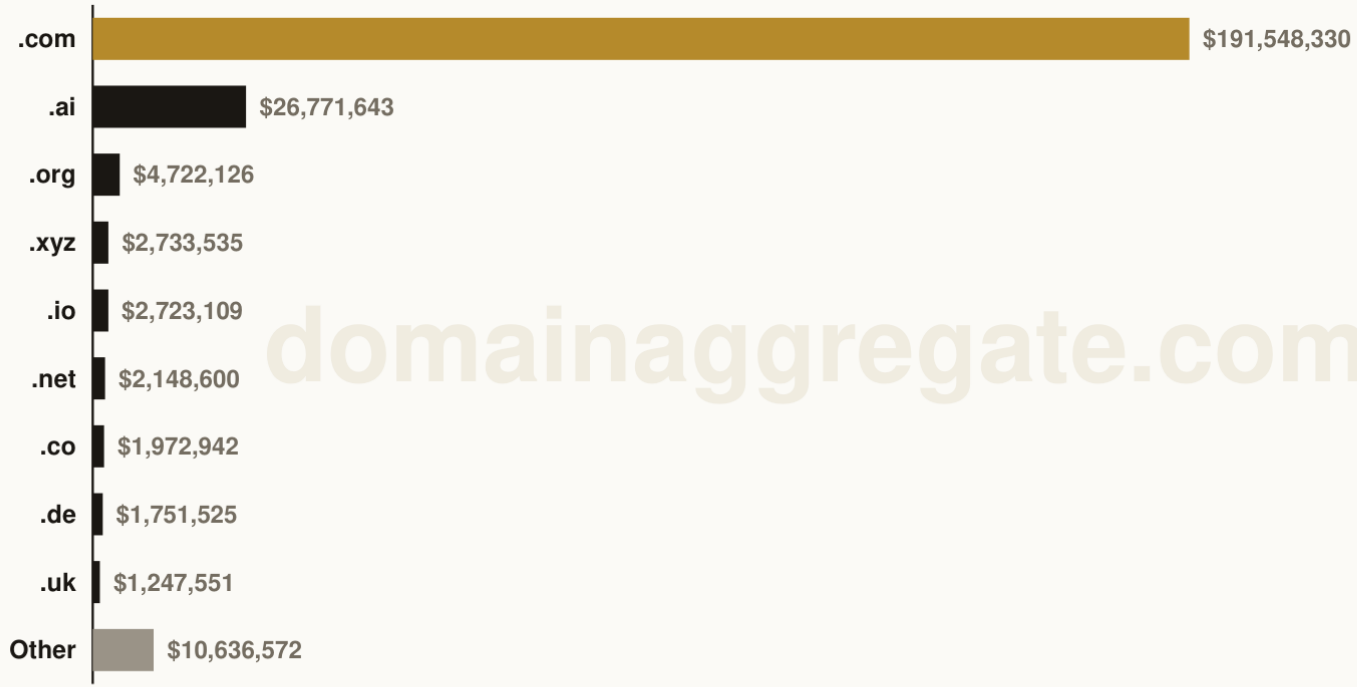

domainaggregate.com

Source: URLV Domain Aggregate, url.ventures. CC BY 4.0. Data through Sep 20, 2026.

2026 year to date through Sep 20, 2026. Compiled from DNJournal published reports.

domainaggregate.com

Stamp UVDA-2026-09-6f9f1768

https://domainaggregate.com/chart/tlds-volume/2024-2026/bar

Extensions by Volume, 2026

Transaction value by extension, DNJournal published reports.



domainaggregate.com

Source: URLV Domain Aggregate, url.ventures. CC BY 4.0. Data through Sep 20, 2026.

2026 year to date through Sep 20, 2026. Compiled from DNJournal published reports.

domainaggregate.com

Stamp UVDA-2026-09-3feb2546

https://domainaggregate.com/chart/tlds-volume/2026-2026/bar

URLV DOMAIN AGGREGATE

Extensions by Transactions, 2024 to 2026

Transaction count by extension, DNJournal published reports.

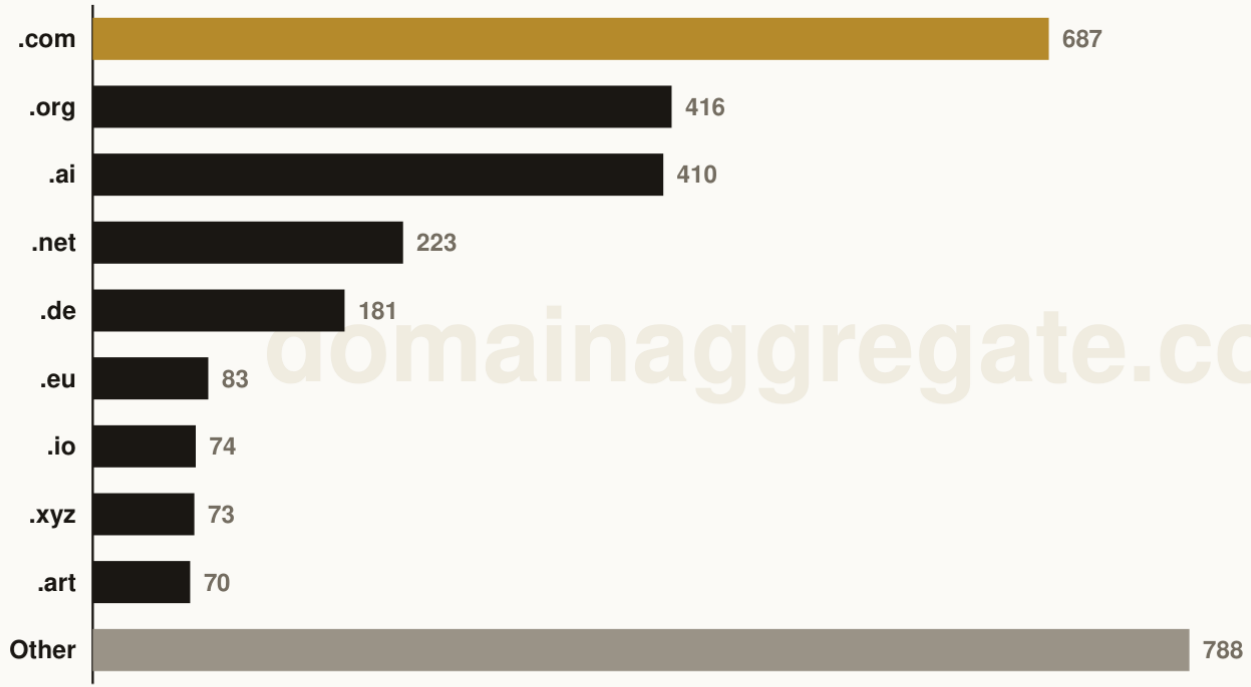

domainaggregate.com

Source: URLV Domain Aggregate, url.ventures. CC BY 4.0. Data through Sep 20, 2026.

2026 year to date through Sep 20, 2026. Compiled from DNJournal published reports.

domainaggregate.com

Stamp UVDA-2026-09-bfb02e48

https://domainaggregate.com/chart/tlds-sales/2024-2026/bar

URLV DOMAIN AGGREGATE

Extensions by Transactions, 2026

Transaction count by extension, DNJournal published reports.

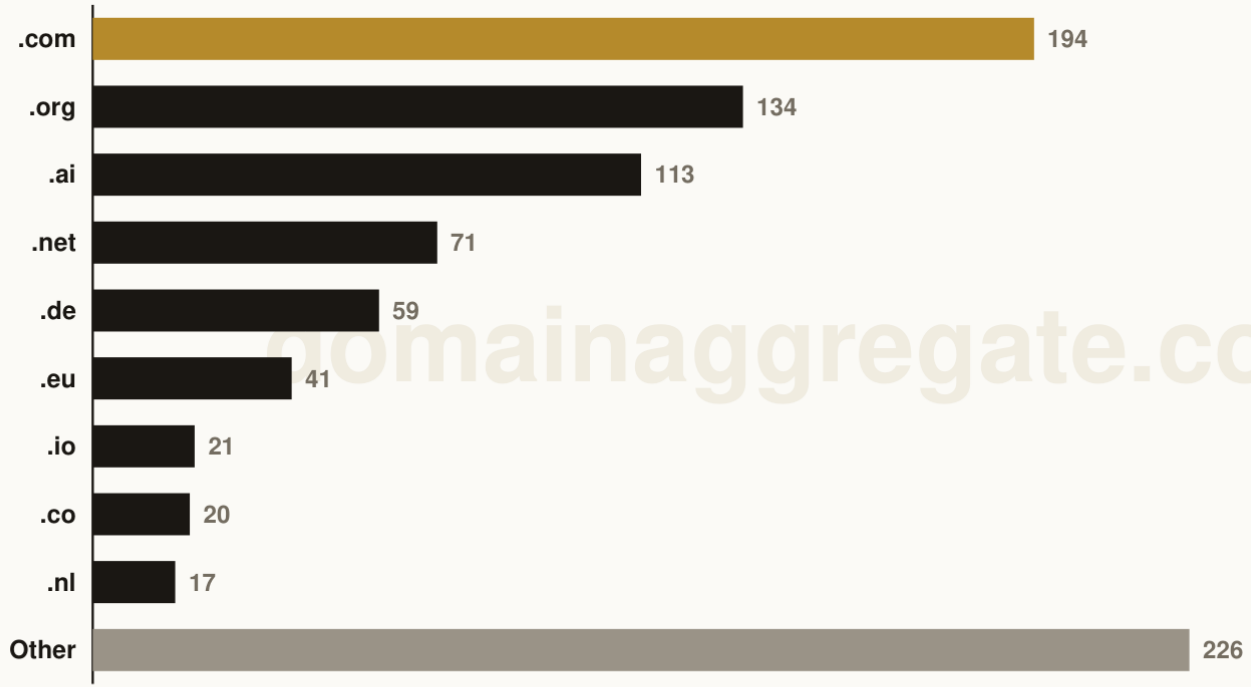

domainaggregate.com

Source: URLV Domain Aggregate, url.ventures. CC BY 4.0. Data through Sep 20, 2026.

2026 year to date through Sep 20, 2026. Compiled from DNJournal published reports.

domainaggregate.com

Stamp UVDA-2026-09-c9a3c026

https://domainaggregate.com/chart/tlds-sales/2026-2026/bar

RECORD

Top 10 Transactions by Year



Photo: Jingming Pan on Unsplash

Top 10 Transactions, 2026

01	**shop.com**	$99,000,000	2026
02	**ai.com**	$70,000,000	2026-02
03	**club.com**	$10,000,000	2026-04
04	**green.com**	$7,500,000	2026-05
05	**nas.com**	$1,250,000	2026-04
06	**bot.ai**	$1,200,000	2026-03
07	**midnight.com**	$1,150,000	2026-01
08	**highlevel.com**	$1,000,000	2026-05
09	**derm.com**	$825,000	2026-07
10	**stan.com**	$750,000	2026-08

URLV Domain Aggregate Factbook, September 2026. CC BY 4.0. Stamp UVDA-2026-09-8524aa09b9.

Top 10 Transactions, 2025

01	**icon.com**	$12,000,000	2025-05
02	**commerce.com**	$2,444,000	2025-03
03	**fuse.com**	$2,129,509	2025-06
04	**anything.com**	$2,000,000	2025-12
05	**sword.com**	$1,500,000	2025-07
06	**skins.com**	$1,459,450	2025-12
07	**gx.com**	$1,200,000	2025-04
08	**slash.com**	$1,000,000	2025-06
09	**zh.com**	$1,000,000	2025-08
10	**double.com**	$980,000	2025-04

URLV Domain Aggregate Factbook, September 2026. CC BY 4.0. Stamp UVDA-2026-09-8524aa09b9.

Top 10 Transactions, 2024

01	**rocket.com**	$14,000,000	2024-11
02	**gold.com**	$8,515,000	2024-05
03	**diamond.com**	$7,500,000	2024
04	**friend.com**	$1,887,843	2024-08
05	**tp.com**	$1,200,000	2024-05
06	**bestodds.com**	$1,025,000	2024-01
07	**koko.com**	$1,000,000	2024-08
08	**domaininvesting.com**	$900,000	2024-08
09	**top.domains**	$600,000	2024-01
10	**bet.bet**	$600,000	2024-01

URLV Domain Aggregate Factbook, September 2026. CC BY 4.0. Stamp UVDA-2026-09-8524aa09b9.

Top 10 Transactions, 2023

01	**chat.com**	$15,500,000	2023
02	**help.com**	$3,000,000	2023-02
03	**max.com**	$1,800,000	2023-11
04	**room.com**	$1,500,000	2023-09
05	**hurt.com**	$1,500,000	2023-11
06	**gld.com**	$1,000,000	2023
07	**domaininvesting.com**	$800,000	2023-08
08	**you.ai**	$700,000	2023-10
09	**precise.ai**	$700,000	2023-12
10	**ecl.com**	$600,000	2023-04

URLV Domain Aggregate Factbook, September 2026. CC BY 4.0. Stamp UVDA-2026-09-8524aa09b9.

Top 10 Transactions, 2022

01	**nfts.com**	$15,000,000	2022-08
02	**connect.com**	$10,000,000	2022-08
03	**it.com**	$3,800,000	2022-07
04	**freespeech.com**	$3,006,000	2022-03
05	**galaxy.com**	$1,761,000	2022-02
06	**chill.com**	$1,600,000	2022-07
07	**call.com**	$1,600,000	2022-08
08	**gems.com**	$1,500,000	2022-05
09	**bestweb.com**	$1,228,200	2022-02
10	**unlock.com**	$1,228,200	2022-02

URLV Domain Aggregate Factbook, September 2026. CC BY 4.0. Stamp UVDA-2026-09-8524aa09b9.

Top 10 Transactions, 2021

01	**av.com**	$4,176,922	2021-07
02	**hippo.com**	$3,300,000	2021-09
03	**christmas.com**	$3,150,000	2021-03
04	**floor.com**	$3,144,000	2021-10
05	**yolo.com**	$3,000,000	2021
06	**getyourdomain.com**	$2,500,000	2021-09
07	**marketing.com**	$2,500,000	2021-09
08	**domaininvesting.com**	$2,317,200	2021-06
09	**forge.com**	$2,202,000	2021-12
10	**angel.com**	$2,000,000	2021-05

URLV Domain Aggregate Factbook, September 2026. CC BY 4.0. Stamp UVDA-2026-09-8524aa09b9.

Top 10 Transactions, 2020

01	**bullish.com**	$1,080,000	2020-11
02	**engage.com**	$803,025	2020-12
03	**nas.com**	$720,000	2020-10
04	**oa.com**	$614,940	2020-03
05	**we.org**	$500,000	2020-08
06	**151.com**	$415,000	2020-03
07	**ingles.com**	$400,000	2020-10
08	**boatsforsale.com**	$396,769	2020-09
09	**curve.com**	$360,360	2020
10	**instructor.com**	$360,000	2020-07

Top 10 Transactions, 2019

01	**voice.com**	$30,000,000	2019-06
02	**healthinsurance.com**	$8,133,000	2019
03	**california.com**	$3,000,000	2019-01
04	**xa.com**	$1,794,152	2019-04
05	**eko.com**	$1,500,000	2019-10
06	**tm.com**	$1,250,000	2019-11
07	**rx.com**	$1,000,000	2019-08
08	**nursing.com**	$950,000	2019-06
09	**web.com**	$900,000	2019-03
10	**ol.com**	$900,000	2019-03

URLV Domain Aggregate Factbook, September 2026. CC BY 4.0. Stamp UVDA-2026-09-8524aa09b9.

Top 10 Transactions, 2018

01	**crypto.com**	$12,000,000	2018
02	**ice.com**	$3,500,000	2018-07
03	**super.com**	$1,200,000	2018-03
04	**dxl.com**	$1,150,000	2018
05	**vpn.com**	$976,730	2018-07
06	**great.com**	$900,000	2018-03
07	**liquid.com**	$750,000	2018-03
08	**files.com**	$750,000	2018-12
09	**view.com**	$737,000	2018
10	**mk.com**	$700,000	2018-11

URLV Domain Aggregate Factbook, September 2026. CC BY 4.0. Stamp UVDA-2026-09-8524aa09b9.

Top 10 Transactions, 2017

01	**fly.com**	$2,890,000	2017-05
02	**lotto.com**	$2,680,000	2017
03	**freedom.com**	$2,000,000	2017-05
04	**eth.com**	$2,000,000	2017-11
05	**01.com**	$1,820,000	2017-02
06	**20.com**	$1,750,000	2017-04
07	**getyourdomain.com**	$1,200,000	2017-10
08	**myworld.com**	$1,200,000	2017-10
09	**purple.com**	$900,000	2017
10	**sw.com**	$660,000	2017-05

URLV Domain Aggregate Factbook, September 2026. CC BY 4.0. Stamp UVDA-2026-09-8524aa09b9.

Top 10 Transactions, 2016

01	**tesla.com**	$11,000,000	2016
02	**hg.com**	$3,770,000	2016-12
03	**vivo.com**	$2,100,000	2016-11
04	**xxxvideos.com**	$1,368,000	2016-11
05	**jade.com**	$1,250,000	2016-07
06	**la.com**	$1,200,000	2016-05
07	**ring.com**	$1,000,000	2016
08	**tp.com**	$929,000	2016-03
09	**yk.com**	$900,000	2016-07
10	**kiwi.com**	$800,000	2016-03

URLV Domain Aggregate Factbook, September 2026. CC BY 4.0. Stamp UVDA-2026-09-8524aa09b9.

Top 10 Transactions, 2015

01	**porno.com**	$8,888,888	2015-02
02	**we.com**	$8,000,000	2015
03	**better.com**	$1,820,000	2015
04	**enjoy.com**	$1,500,000	2015
05	**ff.com**	$1,400,000	2015
06	**px.com**	$1,000,000	2015-09
07	**588.com**	$1,000,000	2015-09
08	**399.com**	$821,818	2015
09	**989.com**	$818,181	2015-11
10	**thedomains.com**	$801,000	2015-09

URLV Domain Aggregate Factbook, September 2026. CC BY 4.0. Stamp UVDA-2026-09-8524aa09b9.

Top 10 Transactions, 2014

01	**z.com**	$6,784,000	2014-12
02	**mi.com**	$3,600,000	2014-04
03	**whisky.com**	$3,100,000	2014-03
04	**sex.xxx**	$3,000,000	2014-06
05	**youxi.com**	$2,430,000	2014-03
06	**37.com**	$1,960,800	2014-03
07	**power.com**	$1,261,000	2014-11
08	**mm.com**	$1,200,000	2014-07
09	**btc.com**	$1,000,000	2014-08
10	**check.com**	$1,000,000	2014-09

Top 10 Transactions, 2013

01	**ig.com**	$4,700,000	2013-09
02	**kk.com**	$2,400,000	2013-11
03	**114.com**	$2,100,000	2013-07
04	**dailymail.com**	$1,500,000	2013
05	**ebet.com**	$1,350,000	2013-10
06	**hot.com**	$850,000	2013-10
07	**fix.com**	$850,000	2013-12
08	**mathgames.com**	$725,000	2013-08
09	**reversemortgages.com**	$600,000	2013-08
10	**brand.com**	$500,000	2013-07

URLV Domain Aggregate Factbook, September 2026. CC BY 4.0. Stamp UVDA-2026-09-8524aa09b9.

Top 10 Transactions, 2012

01	**investing.com**	$2,450,000	2012-12
02	**dudu.com**	$1,000,000	2012-01
03	**personalloans.com**	$1,000,000	2012-03
04	**silver.com**	$875,000	2012
05	**jackpot.com**	$500,000	2012-04
06	**challenge.com**	$500,000	2012-10
07	**webhosting.co.uk**	$500,000	2012-11
08	**freewebsite.com**	$500,000	2012-11
09	**giftbasket.com**	$350,000	2012-11
10	**bj.com**	$325,000	2012-06

URLV Domain Aggregate Factbook, September 2026. CC BY 4.0. Stamp UVDA-2026-09-8524aa09b9.

Top 10 Transactions, 2011

01	**social.com**	$2,600,000	2011-07
02	**domainname.com**	$1,000,000	2011-05
03	**aktien.de**	$725,000	2011-08
04	**runningshoes.com**	$700,000	2011-05
05	**vu.com**	$700,000	2011-11
06	**answer.com**	$550,000	2011-12
07	**11.com**	$525,000	2011-11
08	**gamesforgirls.com**	$500,000	2011-03
09	**puzzle.com**	$500,000	2011-05
10	**gay.xxx**	$500,000	2011-10

URLV Domain Aggregate Factbook, September 2026. CC BY 4.0. Stamp UVDA-2026-09-8524aa09b9.

Top 10 Transactions, 2010

01	**sex.com**	$13,000,000	2010-11
02	**slots.com**	$5,500,000	2010-06
03	**dating.com**	$1,750,000	2010-06
04	**photo.com**	$1,250,000	2010-05
05	**flying.com**	$1,100,000	2010-04
06	**zip.com**	$1,058,830	2010-11
07	**poker.org**	$1,000,000	2010-03
08	**credit.fr**	$851,875	2010-01
09	**guns.com**	$800,000	2010-03
10	**ringtones.com**	$750,000	2010-12

URLV Domain Aggregate Factbook, September 2026. CC BY 4.0. Stamp UVDA-2026-09-8524aa09b9.

Top 10 Transactions, 2009

01	**ticket.com**	$1,525,000	2009-10
02	**russia.com**	$1,500,000	2009-12
03	**call.com**	$1,100,000	2009-09
04	**server.com**	$770,000	2009-08
05	**luck.com**	$675,000	2009-10
06	**christian.com**	$600,000	2009-09
07	**exterminator.com**	$600,000	2009-10
08	**brazil.com**	$500,000	2009-08
09	**rio.com**	$450,000	2009-12
10	**arearugs.com**	$405,000	2009-09

URLV Domain Aggregate Factbook, September 2026. CC BY 4.0. Stamp UVDA-2026-09-8524aa09b9.

Photography Credits

Photography is sourced from Unsplash under the Unsplash License and is illustrative only. It is not index data and does not depict any transaction or party to a transaction. No photographer has endorsed this index or is affiliated with url.ventures. Photographers may claim credit and request payment at https://domainaggregate.com/credits

Aditya Vyas	Concrete building with usa flags
Bradley Andrews	A black and white photo of a building in new york city
Zoshua Colah	New york city skyline at night black and white
Justin Hu	City skyline during night time
Jingming Pan	Stacked gold bullion bars
Denise Jans	Round brass colored compass on map
Chris Lawton	Shallow focus photography of compass on brown table
Taylor Vick	Cable network
Domaintechnik	Server rack with blinking green lights
NASA	Photo of outer space
Jan Huber	Aerial view of city lights during night time
Mara F	View of earth from space at night
Zetong Li	A long row of books in a library
Daniel	Vintage wooden card catalog drawers with labels
Arie Oldman	A large library filled with lots of books
Redd Francisco	Low angle photo of mirror glass building
Markus Spiske	Grayscale photo of high rise building
Travis Grossen	Grayscale photography of curtain wall building

URL.VENTURES

Related Properties

globalweb.ai	Human-AI collaboration initiative.
weckett.com	Domain pricing estimates from 25,000+ compiled sale records, with published confidence bands.
domaingame.io	Domain price game built on recorded sales.
url.ventures	Digital asset owner intelligence system. Maintainer of this index.
urldns.com	Operating studio for url.ventures.

Photo: NASA on Unsplash